



Election 2024: A Preview of *Stranger Things* in the Most Important Election Ever?

**OLLI Fall 2024
Class #1**

Wednesday, 18 September 2024



David McCuan, Professor & Graduate Coordinator
Sonoma State University
Department of Political Science
Email: david.mccuan@sonoma.edu



1

Slides, for each week, are sent to [Grace Burroughs](#) for You All

Additional questions, comments, & concerns to:

david.mccuan@sonoma.edu

2

2

Here's Our Plan for Each Week of the Course: We Take a Break, Halfway, Each Weekly Session

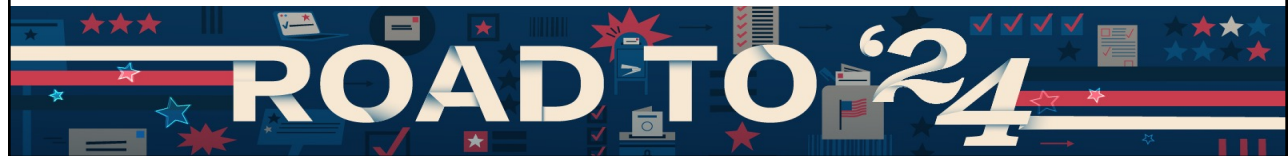
- Today, 18 SEPT 2024:
 - What matters to watch over the next eight weeks?;
 - What to make of this close race?;
 - Where to get information?
- Class #2, 25 SEPT 2024:
 - Deep dive into polling and public opinion formation;
 - Focus on the "Culture Wars" in American politics
 - Guest Speaker, 10:05-10:45 over Zoom;
- Class #3, 02 OCT 2024:
 - VP Debate Wrap-up;
 - Down-ballot races & sub-national elections;
 - *Possible* guest over Zoom;
- Class #4, 09 OCT 2024:
 - Direct Legislation & voting in CA;
 - CA politics-focus;
 - Guest Speaker (In-person / Zoom);
- Class #5, 16 OCT 2024:
 - Consequences of the Three Presidencies Hypothesis;
 - Artificial Intelligence (AI) discussion;
 - Mal-, mis-, and disinformation in elections;
 - Disinfo. Guest Speaker over Zoom;
- Class #6, 23 OCT 2024:
 - What to watch Election Week?
 - What to watch on Election NIGHT?;
 - What happens after the race?

3

3

The Plan This Day, Class #1

- Part I: Introduction, Overview on WHAT MATTERS shaping 2024 elections; and what to make of polling, the Debate, changing demographics, and broader changes that affect races up and down the ballot?;
- Part II: SKILLSETS to foster in this class:
 - What to watch the next 8 weeks?;
 - How to "think" about campaigns & elections in the U.S.;
 - "Anticipatory thinking" and
 - Elections forecasting – "psephology"
- What are the conditions & expectations affecting the Politics of 2024 onwards to 2028?; WHAT TO WATCH this year & moving forward?



4

The Big Picture \approx 48 Days Out (<1,152 HOURS OUT)

- “The BIG Picture:” What to pay attention to here, <8 weeks out?
- How Harris has changed the race; Gallup “Generic Ballot Test” / “Enthusiasm” Poll / & Presidential Approval Numbers;
- **TOP LINE ANALYSIS: Harris has closed the gaps; Fundamentally changed the race; yet VP Harris has not done enough to alter the structural EC advantage of Trump.**
- **HOT OFF THE PRESSES, Debate Effect:**
 - Harris bumps up against Trump among LVs 52% - 48%; yet Trump still overperforms his polling;
 - Biden lead Trump by more at this stage in 2020;
 - **LESS THAN 20 Electoral VOTES is the “gap” today.**

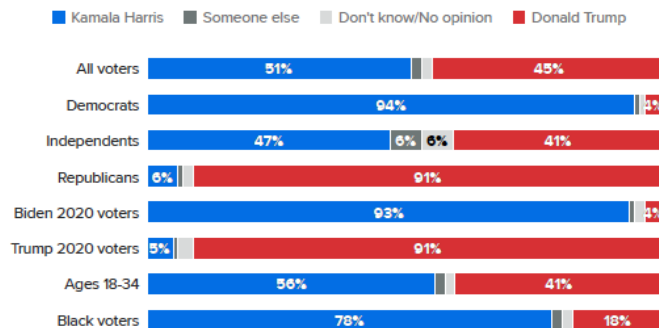


5

Yesterday Morning, Poll by Morning Consult –

Tracking the 2024 U.S. Presidential Election

Harris posts record lead over Trump



MORNING CONSULT

Whom likely U.S. voters said they would vote for if the 2024 U.S. presidential election were held today

Latest surveys conducted Sept. 13-15, 2024, among 11,022 likely voters, with an unweighted margin of error of +/-1 percentage point. Figures may not add up to 100% due to rounding.

6

Two Questions to Ask for Us:

1. Did the Debate Change the Trajectory of this Race?;

- An [ABC News/Ipsos poll from late August](#) placed Harris up four points on Trump, 50%-46%. Polling from the same firm [conducted in the days immediately following the debate](#) showed that Harris had gained one point in the polls, with 51% support, but Trump's support had also risen one point, to 47%, **meaning her lead remained stable at +4.**
- Polling from Yahoo News showed a more impressive rise in the polls for Harris. [August polling from Yahoo News](#) showed Harris just one point up on Trump, 47%-46%, but [post-debate polling](#) showed **Harris rise three points in support, lengthening her lead to 50%-46%** against former President Trump.
- [Morning Consult polling from early September](#) placed Harris up three points on Trump, 49%-46%. The same firm conducted a [snap poll the day after the debate](#) and **found Harris gained a point where Trump lost a point**, meaning Harris' lead extended to five points and placed the candidates in a 50%-45% split.
- A look at the [RCP Average](#) over time shows how Harris' fortunes have not been distinctly altered by her winning performance. **Pre-debate, Harris led Trump by 1.1 points. A week after the debate, she leads by 1.8 points.**

7

Two Questions to Ask for Us:

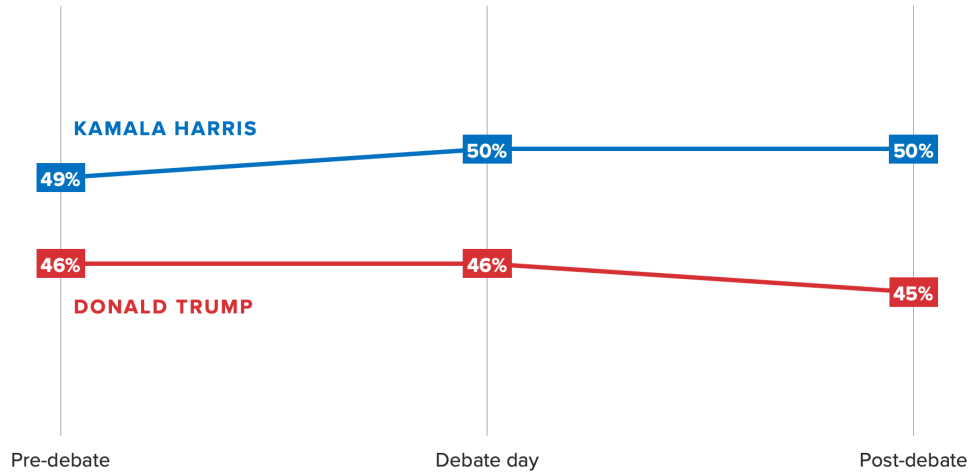
2. Did the Second Attempted Assassination Change the Race?

- On Saturday, Sept. 14, before the second attempt, Harris led Trump by 3.9 points, 51.3% to 47.4%, but by Monday, Sept 16, lead had decreased to 3.1 points.
- Some betting sites, such as [PredictIt](#), saw no change, while [Polymarket](#) recorded a slight 1 to 2-point shift in Trump's favor.

8

8

The Debate "Effect:" Sustained or Whithers Away?



Source: <https://pro.morningconsult.com/instant-intel/harris-trump-first-debate-poll>

9

9

Post-Debate Poll #2, PA-Focus Only

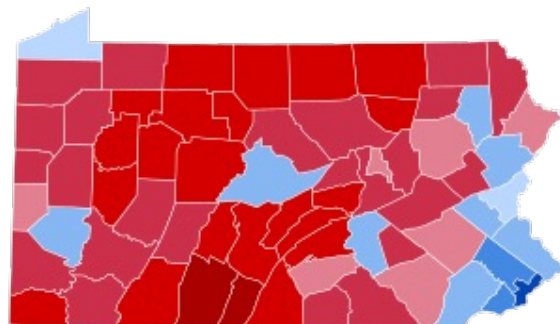
- Kamala Harris leads Donald Trump in Pennsylvania, a trio of *USA TODAY*/Suffolk University polls reported on Monday, 16 SEPT.

- Harris leads Trump 49%-46% in Pennsylvania, a statewide poll of 500 likely Pennsylvania voters conducted Sept. 11 to Sept. 15 found.

- Harris also enjoys higher personal popularity among likely Pennsylvania voters, with 49% having a favorable opinion of the Vice President, compared to 47% with an unfavorable opinion.

PA Results in 2020, **Biden v. Trump**

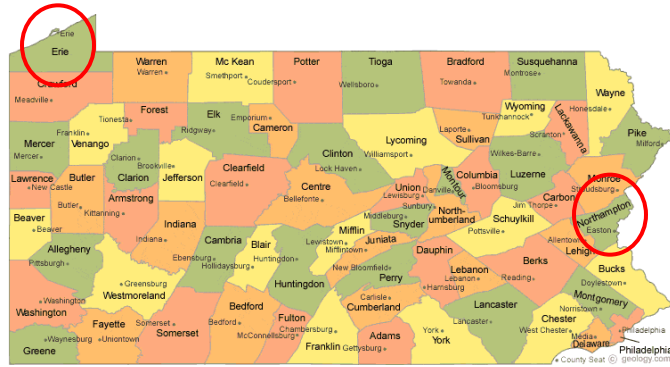
+80,555 Vote Diff (0.012%)



10

Post-Debate Poll #2, PA-Focus, TWO BELLWETHERS

- Harris had a five-point edge (50-45%) over Trump in Northampton County, located in eastern Pennsylvania and is the home of the cities of Bethlehem and Easton.
- **President Joe Biden** carried the county, 50-49%, in 2020 after Trump topped **Hillary Clinton**, 50-46%, in 2016.
- In the northwest corner of the Commonwealth, in Erie County, Harris carries a four-point advantage over Trump, 48-44% – a larger margin than either winner produced in the last two elections.
- Biden squeezed out a 1-point edge (50-49%) in winning in 2020, while Trump had a two-point triumph in Erie, 49-47%, four years earlier.



11

11

PA All Day, Every Day, Part I

- The gender gap is widening in the Keystone State, as Harris leads with female voters in Northampton by 18 points (55-37%) and by 20 points in Erie (55-35%).
- Trump holds the advantage with male voters but not with the same margins / slightly less (Northampton 53-44%, Erie 52-42%).
- “This is female-gender advantage on steroids,” said David Paleologos, director of the Suffolk University Political Research Center. **“In all three data sets, the women margin is around almost twice around Trump’s edge among men.”**
- In the statewide poll, abortion rights ranked as the most important issue for 11% of Pennsylvania’s likely voters. The top issue for likely voters was inflation/economy at 35%, followed by immigration, at 14%, and “bringing the nation together,” at 13%.

12

12

PA All Day, Every Day for the General Election

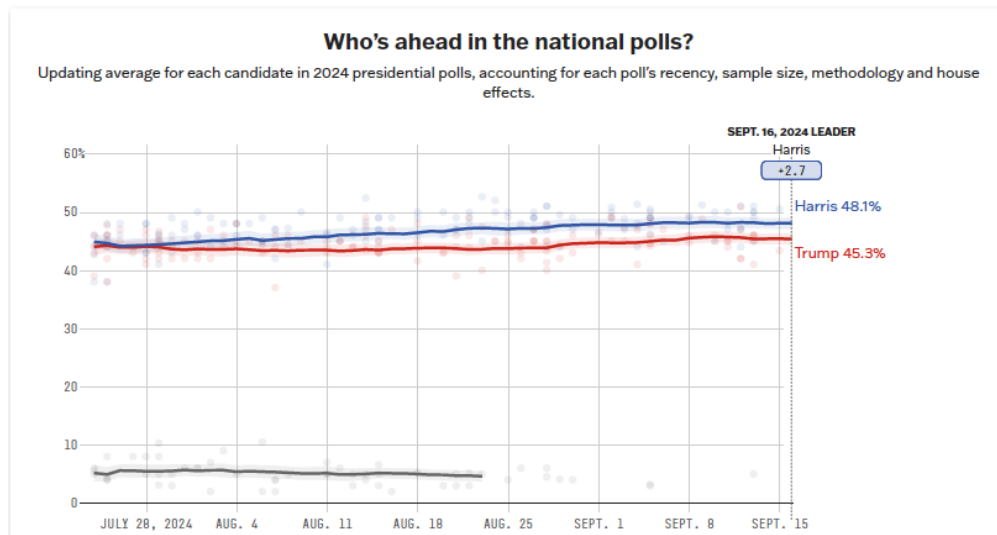
PoliticsPA Poll Tracker - 2024

President	Date	Spread	Harris	Trump	Undecided	Sample	MoE	Rating
2024 Overall Average (13)		Harris +0.7	48.4	47.7	3.3			
Average of Last 5		Harris +1.0	48.2	47.6	3.0			
Suffolk/USA Today	Sep 12-15	Harris +3	48.8	45.8	5.2	500 LV	4.40	2.9
CBS News/YouGov	Sep 3-6	Even	50.0	50.0	0.0	1085 RV	3.50	2.9
Emerson College/The Hill	Aug 25-28	Harris +0.1	48.3	48.2	2.2	950 LV	3.10	2.9
Bloomberg/Morning Consult	Aug 23-27	Harris +4	51.0	47.0	3.0	803 LV	3.00	1.8
Surv Strategies (R)	Aug 14-20	Harris +1	48.2	47.2	4.6	600 LV	4.00	1.5
Quinnipiac	Aug 8-12	Harris +3	50.0	47.0	2.0	1793 LV	2.40	2.8
New York Times/Siena	Aug 6-9	Harris +4	50.0	46.0	4.0	693 LV	4.00	3.0
Cook Political Report	July 26-Aug 2	Harris +1	49.0	48.0	3.0	411 LV	4.80	0.1
Public Policy Polling (D)	July 29-30	Trump +1	47.0	48.0	5.0	627 LV	3.90	1.4
Bloomberg/Morning Consult	July 24-28	Trump +4	46.0	50.0	-	804 RV	3.00	1.8
Commonwealth Foundation (R)	July 23-25	Harris +1	47.0	46.0	3.0	800 RV	3.46	-
Fox News	July 22-24	Even	49.0	49.0	1.0	1034 RV	3.00	-

13

13

National Polling "Averages:" Latest, Greatest



14

14

The “Somewhat” Competitive States –

Positive numbers = Democratic leads/overperformances;
Negative numbers = Republican leads/overperformances.

State	2024 RTWH POLL AVERAGE			ACTUAL 2020 RESULTS			Dem 2024 poll margin - 2020 Biden margin
	Harris	Trump	Margin	Biden	Trump	Margin	
AK	42.0%	49.7%	-7.7%	42.8%	52.8%	-10.0%	2.3%
FL	45.6%	49.6%	-4.0%	47.8%	51.1%	-3.3%	-0.7%
MN	50.3%	43.6%	6.7%	52.4%	45.3%	7.1%	-0.4%
NE-2*	47.6%	42.1%	5.5%	52.2%	45.8%	6.4%	-0.9%
NH	50.6%	43.9%	6.7%	52.7%	45.4%	7.3%	-0.6%
NM	49.7%	40.9%	8.8%	54.3%	43.5%	10.8%	-2.0%
OH	44.5%	52.8%	-8.3%	45.2%	53.2%	-8.0%	-0.3%
TX	44.6%	50.5%	-5.9%	46.4%	52.0%	-5.6%	-0.3%
VA	50.3%	43.0%	7.3%	54.1%	44.0%	10.1%	-2.8%

15

The “Uncompetitive” States –

Positive numbers = Democratic leads/overperformances;
Negative numbers = Republican leads/overperformances.

State	2024 RTWH POLL AVERAGE			ACTUAL 2020 RESULTS			Dem 2024 poll margin - 2020 Biden margin
	Harris	Trump	Margin	Biden	Trump	Margin	
CA	60.6%	36.2%	24.4%	63.4%	34.3%	29.1%	-4.7%
MD	60.4%	33.4%	27.0%	65.4%	32.2%	33.2%	-6.2%
MO	41.1%	55.3%	-14.2%	41.3%	56.7%	-15.4%	1.2%
MT	40.4%	55.4%	-15.0%	40.4%	56.7%	-16.3%	1.3%
NY	54.0%	39.4%	14.6%	60.8%	37.7%	23.1%	-8.5%

WHAT YOU ARE SEEING HERE: *Missouri* and *Montana*, states that should vote for Trump by at least 15 points, look very similar to the 2020 results; yet are *slightly* better for Democrats. The other 3, all states that Biden won by more than 20 points, show a smaller average Democratic margin than the 2020 results. This is especially true of *New York*, although Harris is still up about 15 points there in the polling average.

16

What Does This All Mean for Dems & the GOP so Far?

- This is the best Democrats have looked this Election Season; *yet* Trump still under-polls based on his *actual* support – yet not like he did in 2016 & 2020;
- Harris holds a narrow lead in six of the seven battlegrounds — all but North Carolina, according to weighted polling averages in the battleground states;
- Yet, the margin between the candidates is so slim that it is under one percentage point in *more than half* of those states.
- At the moment at least, this is a Margin of Error contest wrapped in a photo-finish inside a dead heat, wrapped around a coin flip.
- **There is tremendous volatility in this election.**

17

17



How The Calendar Matters!

- **48 days** until the **2024 General Election** (11/5)
LESS THAN 1,152 HOURS!! (48 x 24) / **less than 7 weeks!**
- Early voting has begun in many states (like Alabama on 9/11) and include battleground states like VA (which begins Friday, 9/20); less than that for MN; NC Ballots should be this coming week!
- **18 days** until absentee ballots (VBM ballots) go out in CA (10/07);
- **13 days** until the next Debate (VP Debate, CBS News, 10/01);
- Trump scheduled NY criminal case sentencing pushed out, post-election, **26 SEPT + 17 OCT + 29 OCT = 26 NOV**

18

Early Voting Has Begun! Early Voting has RAPIDLY EXPANDED in 2024

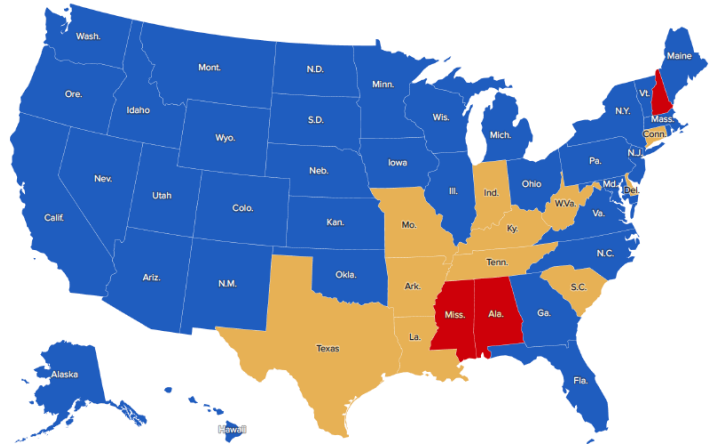
When do Absentees Go out? Click [here](#)

Voting options by state for the 2024 election

Options to vote early in-person and by mail available to all voters.

Option to vote early in-person available to all voters. Eligible reason required to vote by mail.

No early in-person voting option available to all voters. Eligible reason required to vote by mail.



19

Where Is Early Voting at This Point in 2024?

Breaking it down:

Five states begin in-person early voting in September: [Pennsylvania](#) (Sept. 16), [Minnesota](#) (Sept. 20), [Virginia](#) (Sept. 20), [Vermont](#) (Sept. 21), and [Illinois](#) (Sept. 26).

- Some states (like Minnesota and Vermont) begin both in-person and absentee voting this month, whereas others have different timelines for the two early voting methods.

- North Carolina doesn't begin in-person voting until mid-October. Michigan will be the last swing state to begin early in-person voting – just over a week before Election Day.

- Federal law requires absentee ballots for overseas and military voters to be mailed out 45 days before the election — on [Sept. 21](#).

20

20

Early Voting & Has Begun! Absentees, cont'd

- **Ten** states begin mailing ballots to voters more than 45 days before the election: Arkansas, Delaware, Kentucky, Minnesota, **North Carolina**, **Pennsylvania***, South Dakota, Tennessee, West Virginia and **Wisconsin**.
- **Eleven** states begin mailing ballots to voters 45 days before the election: Alabama, Idaho, Indiana, Louisiana, **Michigan**, New Jersey, Oklahoma, Rhode Island, Texas, **Virginia** and Wyoming.
- **Fourteen** states begin mailing ballots to voters 30-45 days before the election: Connecticut, Florida, Illinois, Maine, Maryland, Massachusetts, Mississippi, Missouri, Nebraska, New Hampshire, New York, North Dakota, South Carolina and Vermont.
- **Fourteen** states begin mailing ballots to voters fewer than 30 days before the election: Alaska, **Arizona**, California, Colorado, Georgia, Hawaii, Iowa, Kansas, Montana, New Mexico, Ohio, Oregon, Utah and Washington.

*Note that in California, Colorado, Hawaii, **Nevada**, Oregon, Utah, Vermont and Washington, all voters are mailed ballots.

21

21

The “Science of Elections:” What Do We Always Say... “This Election is The Most...”???

- The Science of Elections is not a “tastes great, less filling,” X versus Y proposition.
- ***How is 2024 different? Is the past really prologue for the future? Is this 1968? 1964? 1963? 1860?***
- Why does that matter for your interests and your understanding of politics and for your Family, Friends, and Relations moving forward?
- Why we are in “new” territory? What to watch, how to “see over-the-horizon?”
- How to be Your own “**Psephologist**.” Where to find data & analysis:

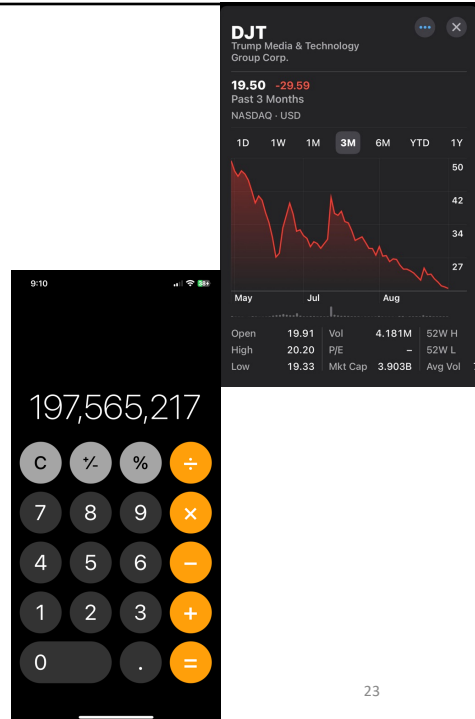


- <https://www.thegreenpapers.com/>
- https://ballotpedia.org/Ballotpedia%27s_Voter_Toolkit
- <https://www.reuters.com/world/us/key-dates-2024-us-presidential-race-2024-01-30/>

22

What is Not in the Models?

- https://x.com/Gerashchenko_en/status/1818968106619814392
- <https://www.themoscowtimes.com/2024/08/01/live-blog-world-watches-as-major-prisoner-exchange-with-russia-likely-underway-a85904>
- <https://www.reuters.com/world/europe/russian-dissidents-disappear-prison-sign-prisoner-swap-with-west-may-be-close-2024-07-30/>
- Rise, fall of [DJT stock](#), with corresponding net worth change.



23

How This Race Changed Some: 27 Mins After The Debate Ended Tuesday, 10 SEPT 2024



8,559,155 likes
taylorswift

Like many of you, I watched the debate tonight. If you haven't already, now is a great time to do your research on the issues at hand and the stances these candidates take on the topics that matter to you the most. As a voter, I make sure to watch and read everything I can about their proposed policies and plans for this country.

Recently I was made aware that AI of 'me' falsely endorsing Donald Trump's presidential run was posted to his site. It really conjured up my fears around AI, and the dangers of spreading misinformation. It brought me to the conclusion that I need to be very transparent about my actual plans for this election as a voter. The simplest way to combat misinformation is with the truth.

I will be casting my vote for Kamala Harris and Tim Walz in the 2024 Presidential Election. I'm voting for @kamalaharris because she fights for the rights and causes I believe need a warrior to champion them. I think she is a steady-handed, gifted leader and I believe we can accomplish so much more in this country if we are led by calm and not chaos. I was so heartened and impressed by her selection of running mate @timwalz, who has been standing up for LGBTQ+ rights, IVF, and a woman's right to her own body for decades.

I've done my research, and I've made my choice. Your research is all yours to do, and the choice is yours to make. I also want to say, especially to first time voters: Remember that in order to vote, you have to be registered! I also find it's much easier to vote early. I'll link where to register and find early voting dates and info in my story.

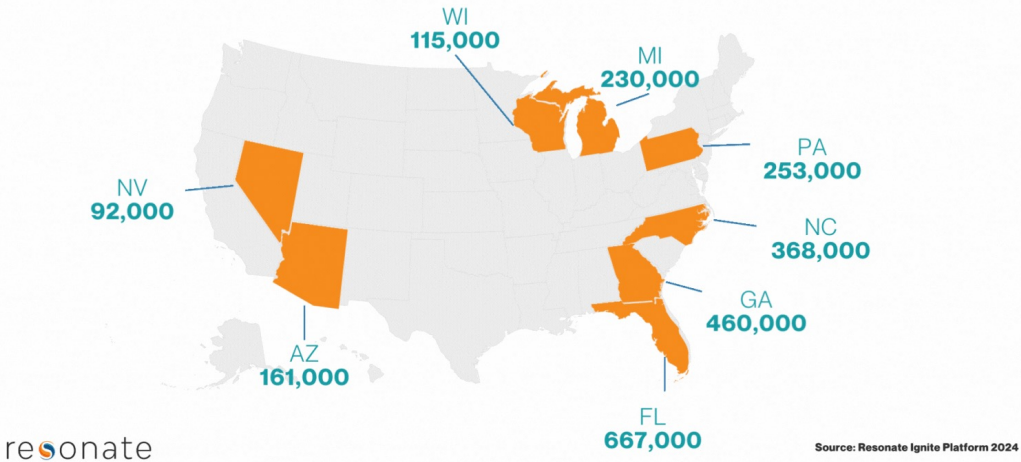
With love and hope,

Taylor Swift
Childless Cat Lady

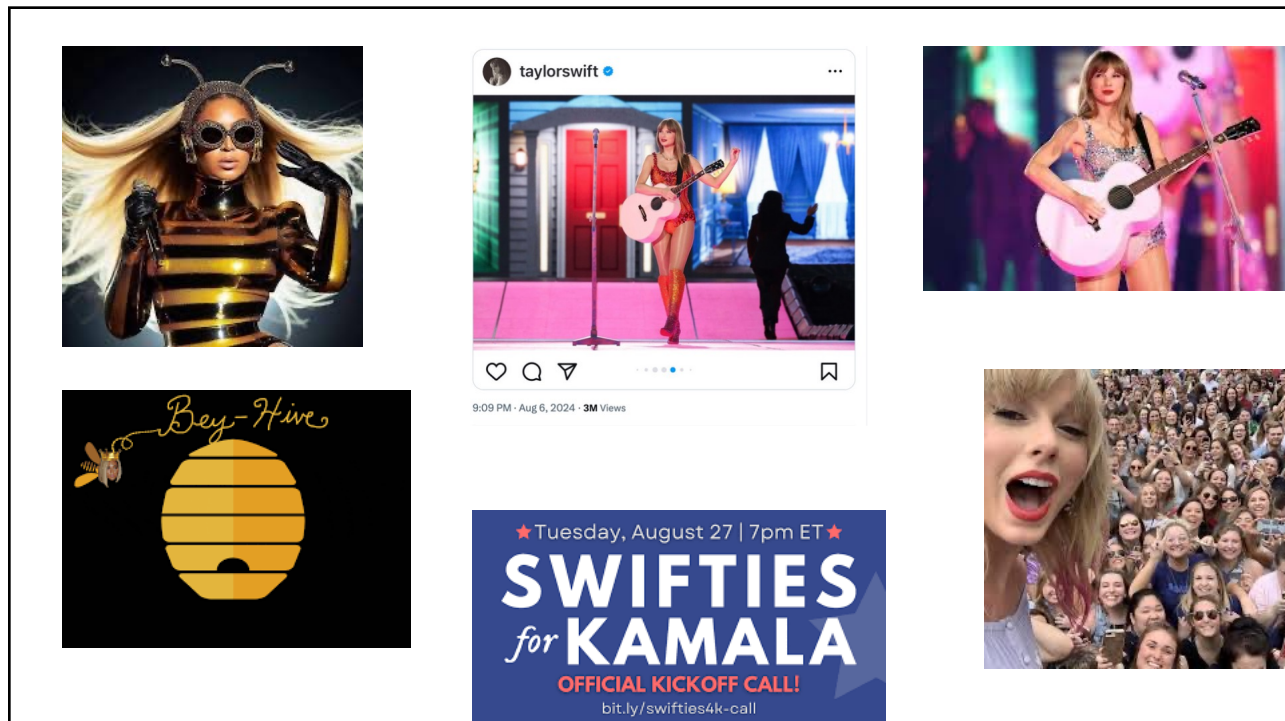
24

Just How BIG is This Taylor Swift Thang?

Potential battleground states and how many Americans are more open to supporting and voting for Kamala Harris based on Taylor Swift's endorsement:



25



26

**Ok – So Let’s Digest This For a Moment –
Questions At This Point?**

**What DRIVES the Results of a Presidential Election
Today – on the ”Margins?”**

Recall Importance of *The PURPLE People*

27

27

The 7 – 8 States That *Matter the Most* in 2024...?



RealClear Polling

Swing State Polls Closer Than Ever



By Jonathan Dreager |
Published On: 08/09/2024
Last updated: 08/09/2024, 03:40 AM EDT

States that will most likely decide the 2024 presidential election



28

Of These THREE Matter: PA, MI, WI, (Maybe NV? Maybe AZ? GA? VA?)

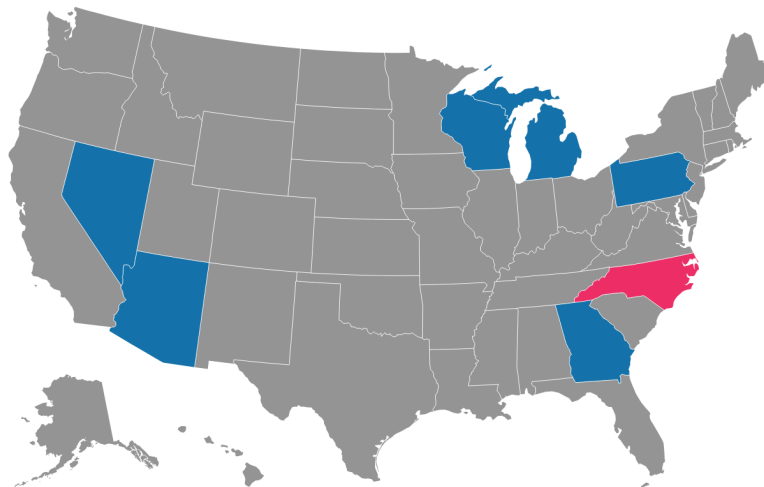
- Of the **538** Electoral College votes up for grabs, the race comes down to just **44** Electoral Votes (EV) spread across four states:
- For Dems, Pennsylvania, Michigan, and Wisconsin (*maybe Nevada?*).
- For GOP, Arizona and Georgia matter most.
- REMEMBER: There really aren't that many true swing states; ***Yet....seven states were decided by less than three points in 2020!***
- Aside from these four states (PA; MI; WI; & NV), **Arizona** and **Georgia** are competitive, yet are toss-ups today (perhaps slightly Republican); and **North Carolina** is closely contested yet currently leaning as a straight **toss-up**.
- Five of the last six presidential elections were fairly competitive and determined by a small number of states; , blowout victories, like President Ronald Reagan's double-digit reelection win in 1984, are increasingly rare.

29

In the 2020 presidential election, seven states were won by less than three points.

States won by less than three points in the 2020 presidential election, by winning candidate

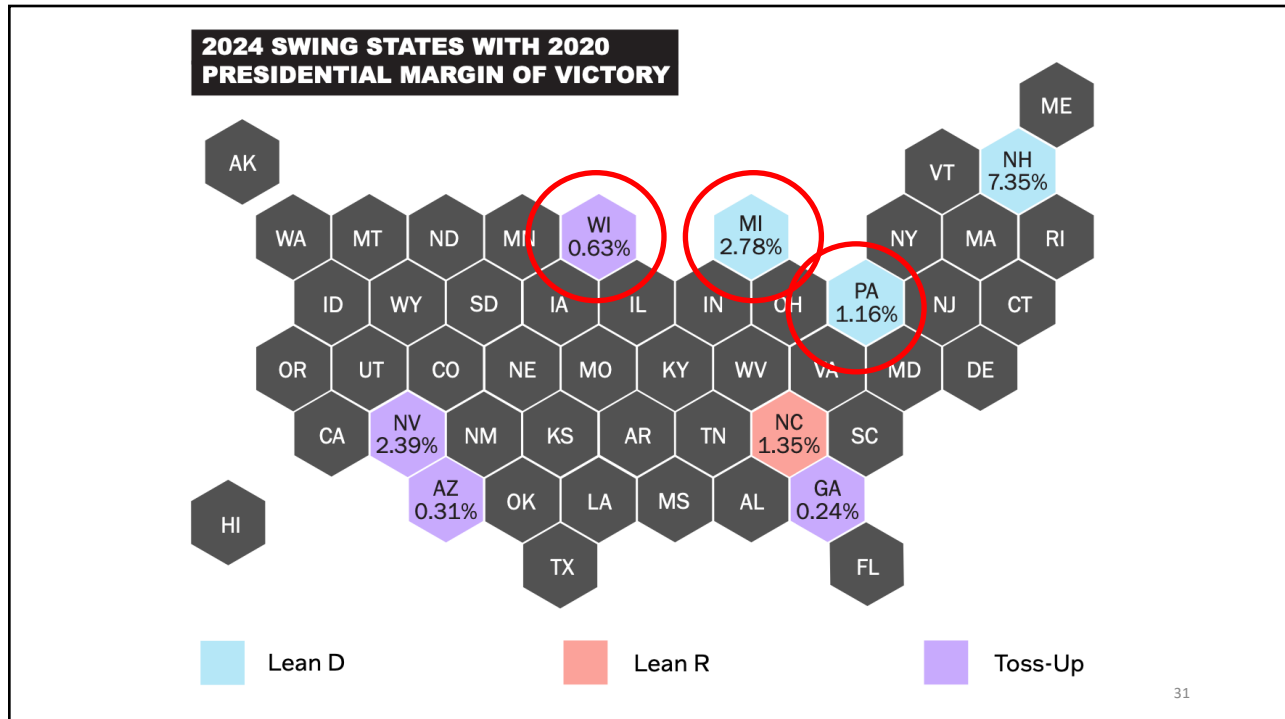
■ Trump win ■ Biden win



Source: Federal Election Commission

30

30



31

The 2020 Flips & Changes in the Vote (From 2016)

Flipped States:

Five states flipped **Democrat** from **Republican** in 2020. These states showed very similar patterns, though with varying numbers and margins:

Arizona Georgia Michigan Pennsylvania Wisconsin

Other States:

Other states showed interesting swing patterns, but didn't actually result in flipping the state to the opposing party in 2020:

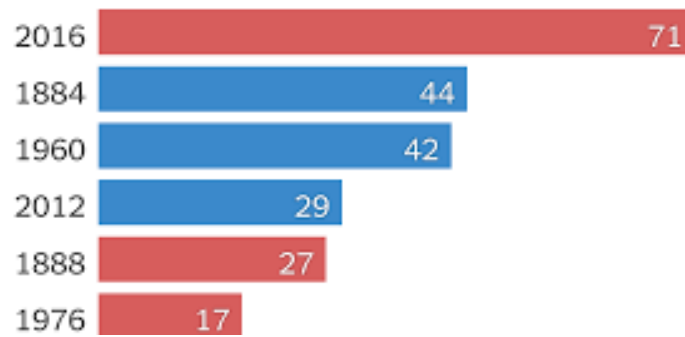
Florida Minnesota Texas

32

32

How This Race Has Changed in the Last 35 Days... Knowing This is a TIGHT, TIGHT Race Moving Forward...

Electoral vote margin in states decided by 1.5
points or less.



33

33

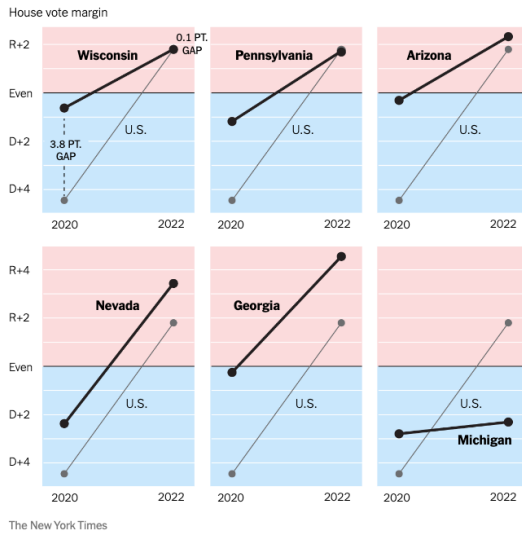
So How is 2024 *Different* Now?...

34

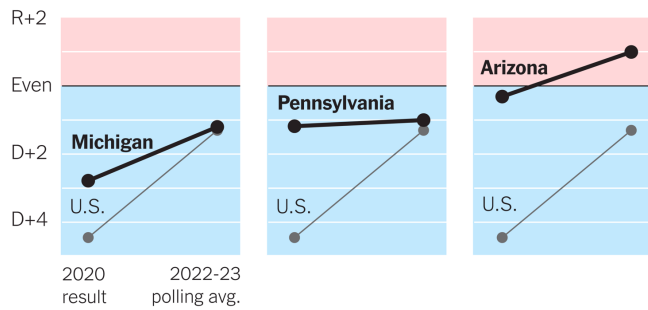
34

In 2020, DJT Had a Roughly +3 Pt. Advantage in the E.C.*

Battleground States Voted More Similarly to the U.S. in 2022 House Vote



Presidential vote margin



Note: *Half this size in 2024

35


What Variables to Consider on Vote Choice_{pres} 2024

- VC₂₄ = For Voting for President this November, consider the following “markers” of the vote:

Differences by Age; by “Cohort” (Generation / Range of Age) x
 Differences by Gender (“Gender Gap”) x
 Differences by Race / Ethnicity
 Differences by Education Level x
 Differences by Locational Nexus x
 Differences by “Engagement” (Attention to the Election itself)

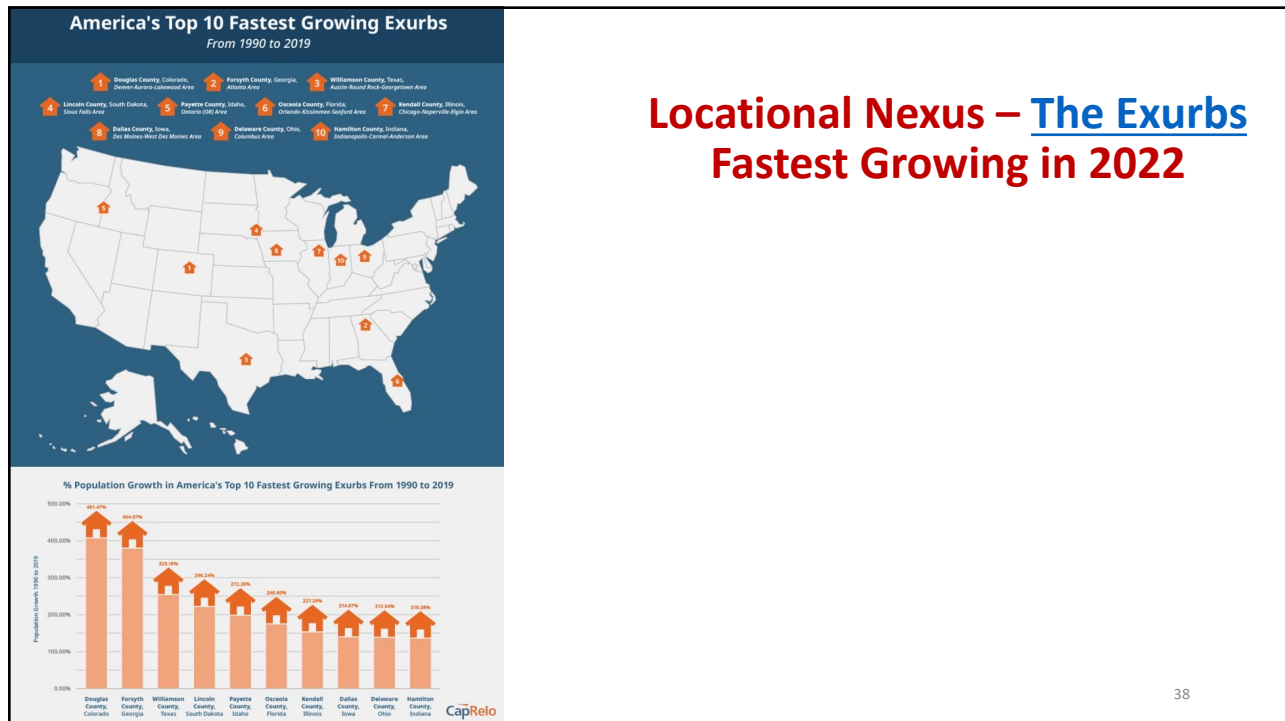
+ Traditional measures of Party ID & Ideology + Issues

36



Locational Nexus – The Exurbs

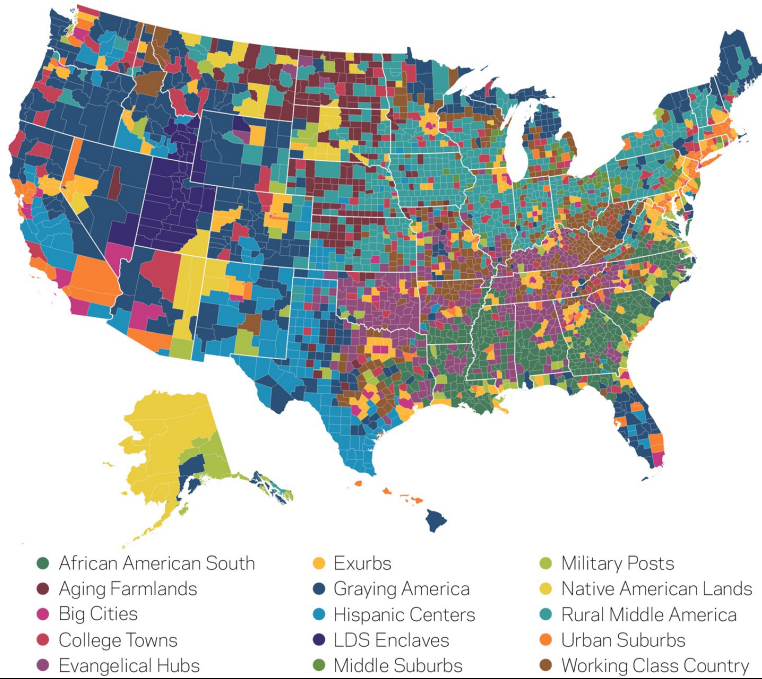
37



Locational Nexus – The Exurbs Fastest Growing in 2022

38

American Communities Project



**Layover Location
X
Ethnicity =
“Geographic
Narrowcasting”
with
Class Status**

39

39

The gender gap narrowed among White voters

% of validated voters who reported voting for each candidate

	2016			2018			2020		
	Share voting for Clinton	Share voting for Trump	Margin (Dem.-Rep.)	Share voting for Dem.	Share voting for Rep.	Margin (Dem.-Rep.)	Share voting for Biden	Share voting for Trump	Margin (Dem.-Rep.)
Total	48%	46%	2	53%	44%	9	51%	47%	4
Men	41	52	11	50	48	2	48	50	2
Women	54	39	15	58	40	18	55	44	11
White, non-Hispanic	39	54	15	46	52	6	43	55	12
Black, non-Hispanic	91	6	85	92	6	86	92	8	84
Hispanic	66	28	38	72	25	47	59	38	21
Asian*				73	26	47	72	28	44
White men	32	62	30	43	55	12	40	57	17
White women	45	47	2	50	48	2	46	53	7
Black men				92	6	86	87	12	75
Black women				93	5	88	95	5	90
Hispanic men				69	27	42	57	40	17
Hispanic women				75	23	52	61	37	24

**Yet The
+Democratic
Gender Gap
Was Much
Narrower in
2020**

*Asian adults interviewed in English only.

Notes: Based on 3,014 (2016), 7,585 (2018) and 9,668 (2020) validated general election voters. Validated voters are those found to have voted in commercial voter files. Vote choice for all years is from a post-election survey. 2018 figures indicate vote for U.S. House candidate. See Methodology for details. White, Black and Asian adults include only those who report being only one race and are not Hispanic. Hispanics are of any race. Don't know responses not shown. There were insufficient sample sizes in 2016 to separately show Black and Hispanic men and women. There were insufficient sample sizes in 2016 to show responses among Asians.

Source: Surveys of U.S. adults conducted Nov. 29-Dec. 12, 2016, Nov. 7-16, 2018, and Nov. 12-17, 2020.

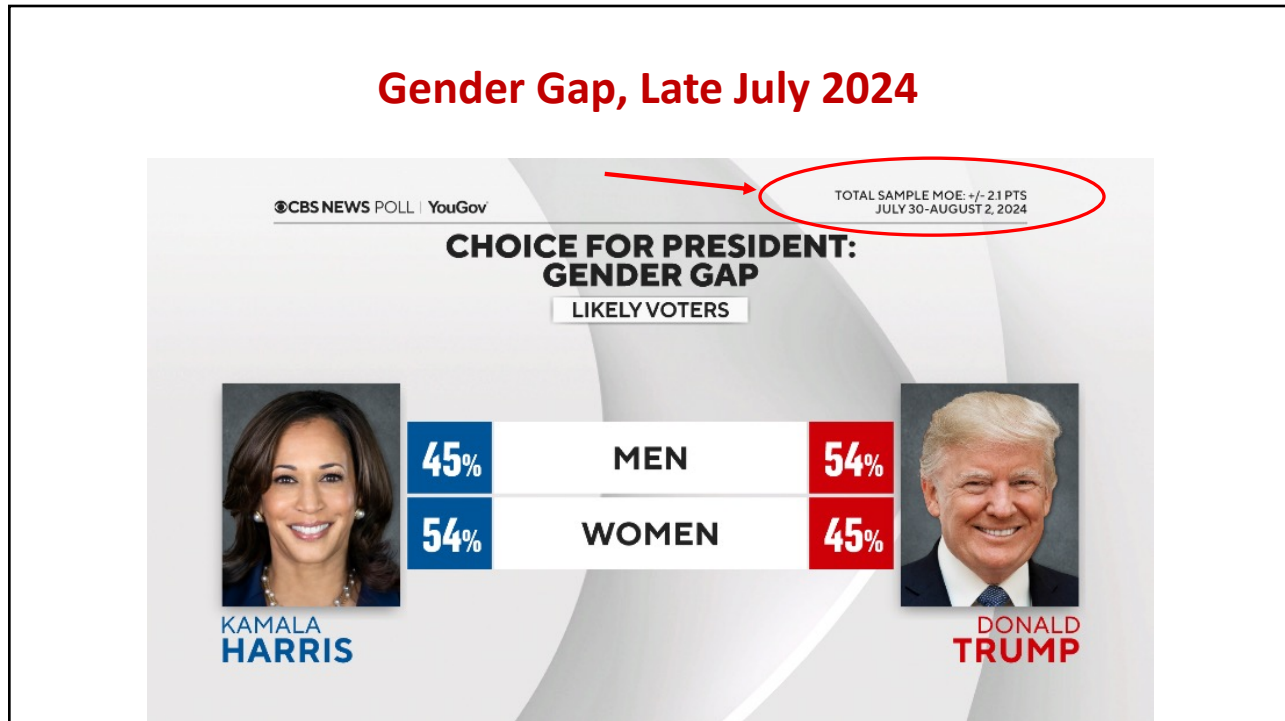
"Behind Biden's 2020 Victory"

PEW RESEARCH CENTER

40

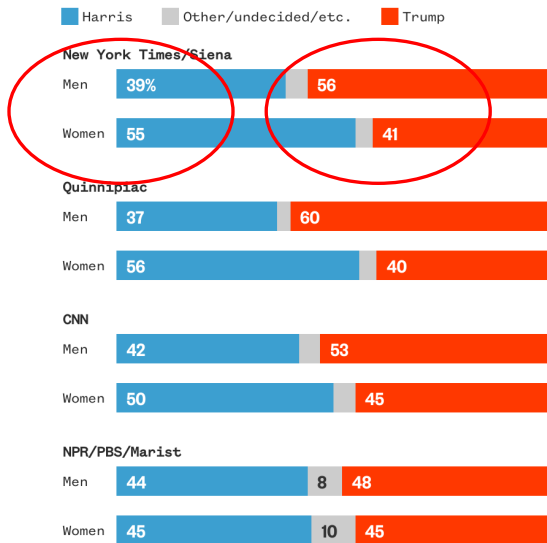
40

Gender Gap, Late July 2024



41

Some Harris-Trump polls are showing a huge gender gap



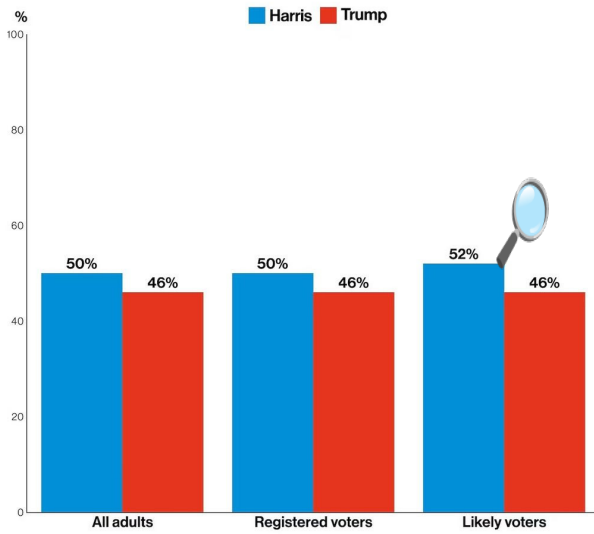
Source: Polls taken in late July. The New York Times/Siena College poll surveyed likely voters; the others measured registered voters.

Yet The +Democratic Gender Gap is HUGE, Mid-August 2024



42

2024 Vote Preference



SOURCE: ABC NEWS/IPSOS POLL



Latest on the Gender Gap: 18-point "Gulf," post-DNC

•Among women, Harris leads by 13 points, 54%-41%.

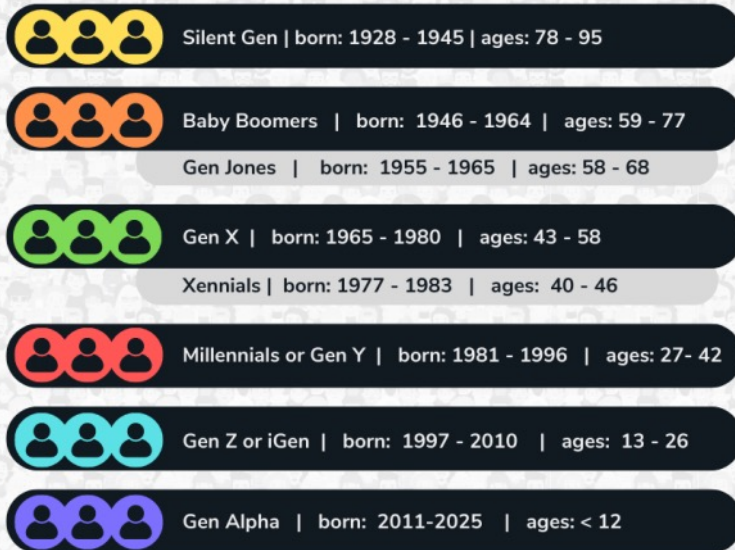
•Among men, former President Trump leads by 5 points, 51%-46% (not statistically significant).

Why it matters?: That's an 18-point gender gap.

Between the lines: Much of the female-male change occurred among white voters.

43

Generations by Birth Year

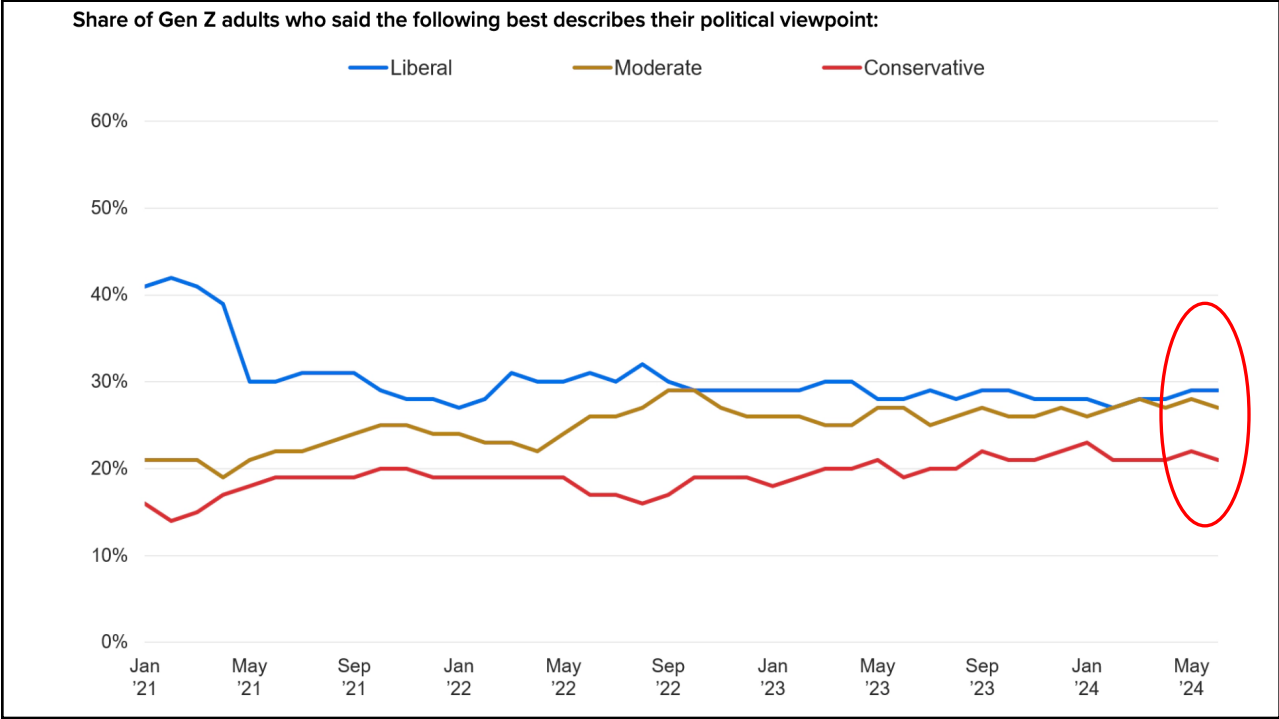


44

44

Generation Name	Births Start	Births End	Youngest Age Today	Oldest Age Today
The Lost Generation	1890	1915	105	130
The Interbellum Generation	1901	1913	107	119
The Greatest Generation	1910	1924	96	110
The Silent Generation	1925	1945	75	95
Baby Boomer Generation	1946	1964	56	74
Generation X	1965	1985	35	55
Millennials / Generation Y	1980	1994	26	40
iGen / Gen Z	1995	2012	8	25
Gen Alpha	2013	2025	0	7

45

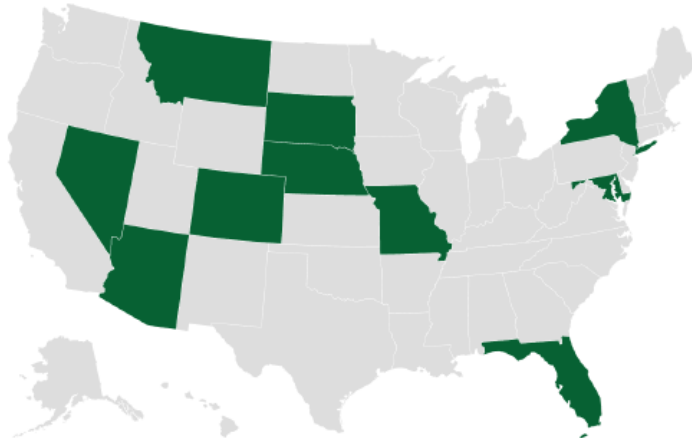


46

The Politics of Abortion in November 2024

Where abortion rights will be on the ballot this fall

Ten states have certified November ballot measures that would protect or expand abortion rights.



Notes: Data current as of Aug. 30, 2024
Source: NBC News analysis

47

The Politics of the Economy in November 2024

BUSINESS NEWS

A Kamala Harris win and a Democratic sweep would give the biggest boost to the economy, Goldman Sachs says

Harris' middle-class tax credits would outweigh the decreased investment driven by higher corporate taxes

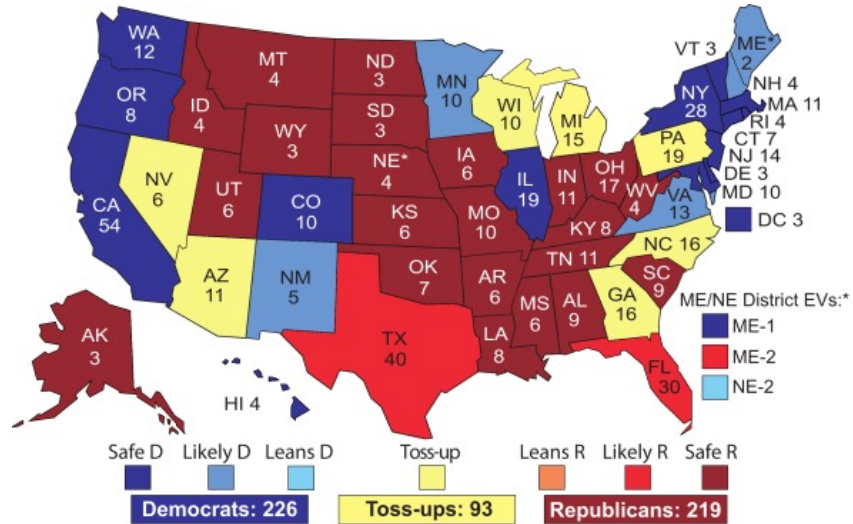
By William Gavin Published 29 minutes ago | Updated 15 minutes ago



Vice President and Democratic presidential candidate Kamala Harris speaks to union workers during a campaign event on September 02, 2024 in Detroit, Michigan. Photo: Scott Olson (Getty Images)

48

Sabato's View of Where Things Sit, Post-DNC



*Two states, Maine and Nebraska, award electoral votes by congressional districts (all others are awarded winner-take-all statewide). Nebraska's two statewide electoral votes, and two of its three districts, are rated Safe Republican. Maine's statewide votes are rated Likely Democratic. The ratings for Maine's two districts, and Nebraska's one competitive district, are listed separately.

© 2024 Center for Politics at UVA

49

What of Races “Down Ballot?”

- The cheaper media markets with close races? Those are where attention & resources (beyond just \$\$\$) can matter *most*...like NV US Senate race.
- This means some U.S. Senate races may fall outside the margins on polling – subject to wider fluctuation / swings based on underreporting of support when tied to Trump (closer race in AZ as an example);
- House races , cheaper media markets, in:
 - Alaska (Mary Peltola);
 - ME-02 (Jared Golden);
 - MI-08 (open seat);
 - NM-02 (Gabe Vazquez);
 - PA-08 (Matt Cartwright);
 - CA-13 (John Duarte);
 - CA-22 (David Valadao);
 - IA-03 (Zach Nunn);
 - NE-02 (Don Bacon);



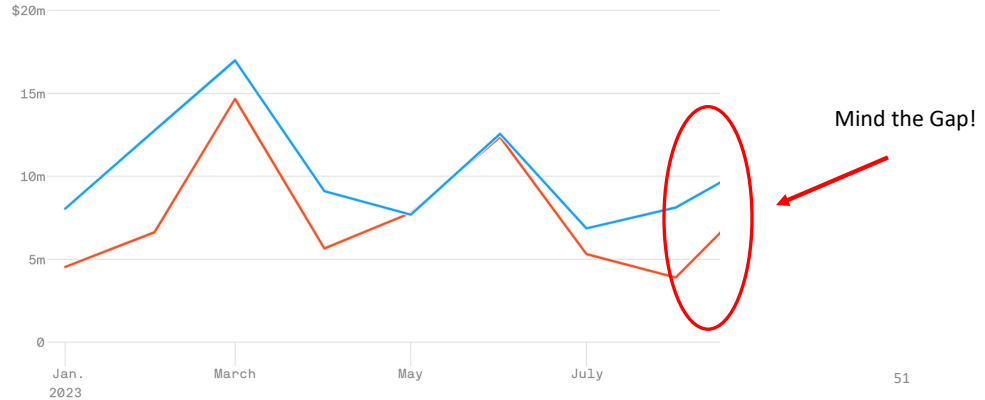
50

**What of Races “Down Ballot?,” cont’d:
Watch the Receipts Coming In...Below is 2023...
Dems (DCCC) & Harris for President Make \$25 MILLION Shift**

DCCC and NRCC receipts

Monthly; January to October 2023

— Democratic Congressional Campaign Committee — National Republican Congressional Com



51

Year	2-party popular vote margin	Predicted 2-party popular vote	Electoral votes	Predicted electoral votes
1948	4.6	2.8	304	297
1952	-10.8	-9.4	89	123
1956	15.6	18.2	457	467
1960	-0.2	-0.1	220	223
1964	22.6	20.6	486	502
1968	-0.8	1.5*	191	279*
1972	23.6	18.4	521	498
1976	-2.2	-0.2	241	242
1980	-10.6	-10.5	49	81
1984	18.4	14.6	525	441
1988	7.8	2.7	426	286
1992	-7.0	-3.4	168	210
1996	9.4	12.9	379	421
2000	0.6	7.1	267	350*
2004	2.5	6.2	286	324
2008	-7.4	-12.1	173	92
2012	4.0	5.0	332	303
2016	2.1	-2.4*	232	209

Our “Time for Change” (TfC) Model in 2024

Predictor	Popular Vote Model		Electoral Vote Model	
	B (S.E.)	Sig.	B (S.E.)	Sig.
June Approval	.208 (.044)	<.001	2.46 (.701)	<.01
Q2GDP Change	1.05 (.242)	<.001	16.6 (3.94)	<.001
First Term	7.76 (2.07)	<.01	98.2 (33.6)	<.01
Constant	-4.36		180.5	
Adjusted R ²	0.861		0.801	
Standard Error	3.94		64.0	

52

Our "Time for Change" (TfC) Model: What We Try to Capture / Measure in Georgia, For Example

Demographic Shift Of Active Voters 2012-2020

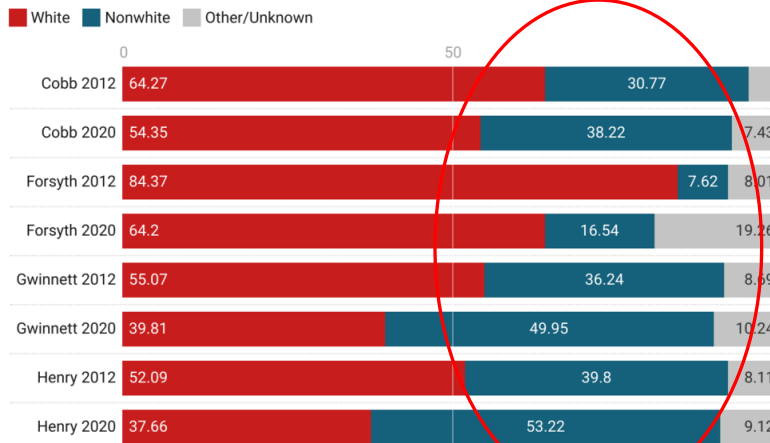


Chart: Stephen Fowler • Created with Datawrapper

53

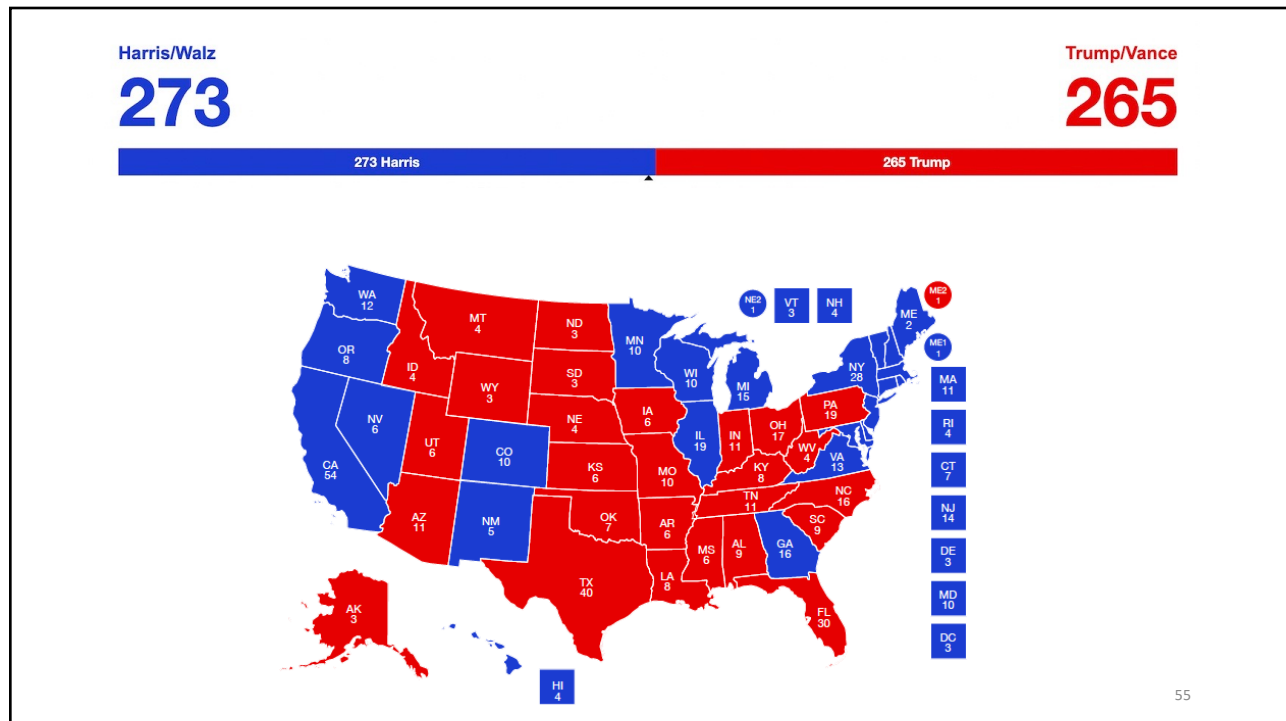
53

What Does Our "Time for Change" (TfC) Model Predict?:

Candidate	Pop. Vote Range	Pop. Vote % Prediction	E.C. Range	Final E.C. Total:
Harris	47.2 to 53.2%	50.7 (+/- 1.9)%	255 - 285	273
Trump	45.1 to 51.1%	49.3 (+/- 1/9)%	251 - 287	265
Wild Card 1?	NV as TIED			270 - 262
Wild Card 2?	Harris Wins AZ			281 - 241

54

54



55

The Tfc findings suggest an Electoral College landscape where Pennsylvania and Georgia are central to [each candidate's path to the White House](#).

President Biden carried **all six** battleground states in 2020, winning Georgia by just under 12,000 votes and Arizona by a little over 10,000 votes.

Were VP Harris to hold Biden's 2020 wins outside of these six states *and* carry Wisconsin and Michigan, a win in Pennsylvania **plus a single electoral vote from anywhere else would give her the presidency**.

Should Trump hold North Carolina – a state he carried in 2020 and that is widely considered a battleground in 2024 – wins in Georgia and Pennsylvania would put him over the top *regardless* of what happens in Wisconsin, Michigan or Nevada.

In that scenario, even Arizona, where he currently holds a narrow lead, would not be necessary for Trump to win another term as president.

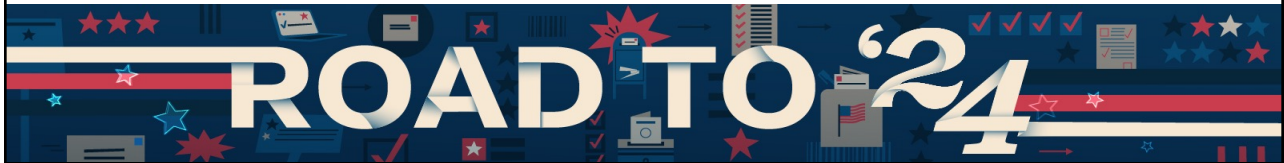
56

56

Where We Sit: \approx 50 Days Out! (53 Days!) What to Watch For the Next 7.5 Weeks? NO Models...

Remember: There are twists and turns in the road that none of us can anticipate. Yet with each of these twists and turns - there is also opportunity.

- Go state-by-state to understand this election; county by county;
- Examine more than just a poll; Polling bias; measurement issues; and “horse race” coverage;
- Think “snapshots,” not forecasts on races; the models we used in the past? Don’t work today...
- Electoral scenarios and momentum, protest does matter – especially ‘down ballot;’
- Events are not in most models. What else is “missing?”
- Solid track record of Our previous Models (TfC) – yet challenges to work this time;
- How the House and Senate are different...caveats...



57

Some Rules – The 10 Commandments of 2024

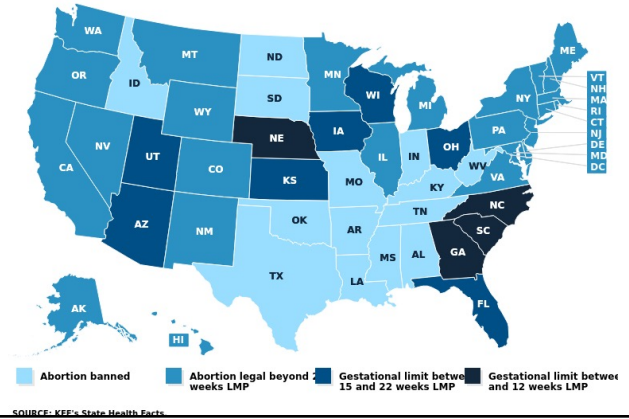
1. Presidential Approval: +/- 41, 42%?? (as reported by [Gallup.com](https://www.gallup.com))
2. The Electoral College (EC) Rule / Demo. Roll-off / ONLY 270 matters
3. We LIKELY STILL see a close race (NO Democratic Candidate has received more than 53% of the Popular Vote since 1964)
4. Economic “growth” and the pocketbook and consumer sentiment.
5. Social upheaval and protest politics vs. changes w/ pandemic politics?
6. Abortion & aftermath of Dobbs?;
7. Crime & the de-fund, fund the police movements, cannabis legalization;
8. Gender Identity controversies as a proxy for the “culture wars;” CRT (Critical Race Theory), think DeSantis in FL, Abbott in TX;
9. Who votes? When do they vote? How do they vote?
10. Some areas (Counties!) of the country matter more than others...

58

Questions, Comments, Concerns?



Abortion Policy Tracker: Status of Abortion, As of November 2, 2023



59

Where to get Information on politics...

Resources for 2024: All Politics is *GLOCAL*

Your Questions, Comments, & Concerns?

Anything further, please Contact me at:

david.mccuan@sonoma.edu

60

60

Where to Find Info.: The Politics of the New Roaring '20s

- www.thegreenpapers.com
- https://ballotpedia.org/Ballotpedia%27s_Voter_Toolkit
- <https://libguides.princeton.edu/elections> (historical election results, links, statistics)
- <https://split-ticket.org/> (Map states and counties for possible results!)
- <https://www.electproject.org/>
- www.votesmart.org
- <http://election.princeton.edu>
- www.opensecrets.org (The Ctr for Responsive Politics, \$\$)
- <http://funderscommittee.org/> (Dem. \$\$)
- www.politico.com
- www.centerforpolitics.org (UVA)
- www.electoralmaps.org
- www.uselectionatlas.org

How to Fact Check the 2024 Election, consider Election Integrity, Vote Counting & Processing, etc., go to:

- <https://www.brennancenter.org/election-2024>

How to Read Polls, in general, some guidelines:

- <https://www.nbcnews.com/politics/2020-election/here-are-five-questions-ask-when-analyzing-political-polls-n1053401>

61

Places for Still More Political Info.:

On the Gender Gap, [Center for American Women in Politics](http://www.centerforamericanwomeninpolitics.org), Rutgers U. (see, for example, the "Gender Gap in Presidential elections," [here](#)).

www.smartvoter.org

www.factcheck.org

www.vote.caltech.edu

Websites for Polling...Data...and Direct Democracy (DD):

<http://gallup.com>

<http://www.ppic.org/survey/>

<https://igs.berkeley.edu/research/berkeley-igs-poll>

<http://www.iandrinstitute.org/>

<http://www.iandrinstitute.org/data.cfm>

Overview of the Effects of Negative Political Advertising:

<https://journalistsresource.org/politics-and-government/negative-political-ads-effects-voters-research-roundup/>

62

More Websites for Politics & Elections Info.

- elections.gmu.edu
- <https://mediaproject.wesleyan.edu/>
- www.pollster.com
- www.gallup.com
- www.pollsandvotes.com
- www.cqpolitics.com
- www.rollcall.com ; www.thehill.com
- www.fivethirtyeight.com
- www.pewresearch.org
- <http://blog.lib.umn.edu/cspg/smartpolitics/>

Just on money / \$\$\$ below:

- www.opensecrets.org
- www.maplight.org
- www.followthemoney.org
- www.campaignfinance.org

[Where to find old, classic “political speeches?:](#)

<http://users.wfu.edu/louden/Political%20Communication/Class%20Information/SPEECHES.html>

[MIT Election Science + Data Lab:](#)

<https://electionlab.mit.edu/data>

- EasyVoterGuide.Org
- Vote411.org
- sos.ca.gov/elections
- VoteSmart.org
- SoCoVotes.com
- LWVSonoma.org

63

Top CA Elections Resources: [NOV 2024 CA Resources](#)

- CVF Online Guide:
www.calvoter.org
<https://calvoter.org/covg>
- **Voter’s Edge**: KEY, HELPFUL RESOURCE FOR ALL OF US!
<http://votersedge.org/>
<https://votersedge.org/ca/>
- Official CA Voter’s Guide:
<http://www.voterguide.sos.ca.gov/>
- California Choices Guide:
<http://www.californiachoices.org>
- CA Dept. of Finance, Demographic Research Unit:
<http://www.dof.ca.gov/Forecasting/Demographics/>

64

Where to do YOUR OWN Research on This Election?

So after “hanging chads” in 2000, heavy research conducted on laws and regulations around the transparency and credibility of the electoral process here:

- See also: <https://items.ssrc.org/from-our-archives/ssrc-national-research-commission-on-elections-and-voting/>
- Work that came out of this Commission, included subsequent studies on issues like the [State of Georgia’s “Exact Match” policy](#).

65

65

APPENDIX – Additional Slides & Information

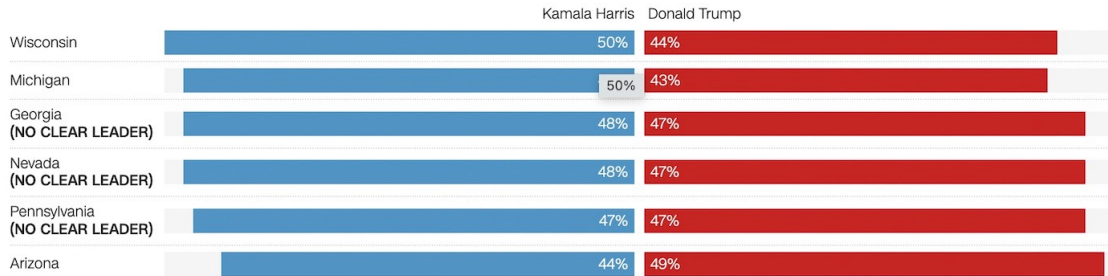
66

66

Pre-Debate, Swing State Polling

New polling shows a close race in several key swing states

In a set of CNN polls conducted by SSRS, likely voters say they're currently supporting:





Methodology: The CNN polls were conducted by SSRS from August 23-29 using representative samples of registered voters in Arizona (n=682), Georgia (n=617), Michigan (n=708), Nevada (n=626), Pennsylvania (n=789) and Wisconsin (n=976). Results for likely voters include all registered voters interviewed for the poll weighted by their predicted probability of voting in the 2024 general election.

Results among the full sample in each state have a margin of sampling error of up to ±4.9 percentage points.

Source: CNN/SSRS polling
Graphic: Ariel Edwards-Levy, CNN

67

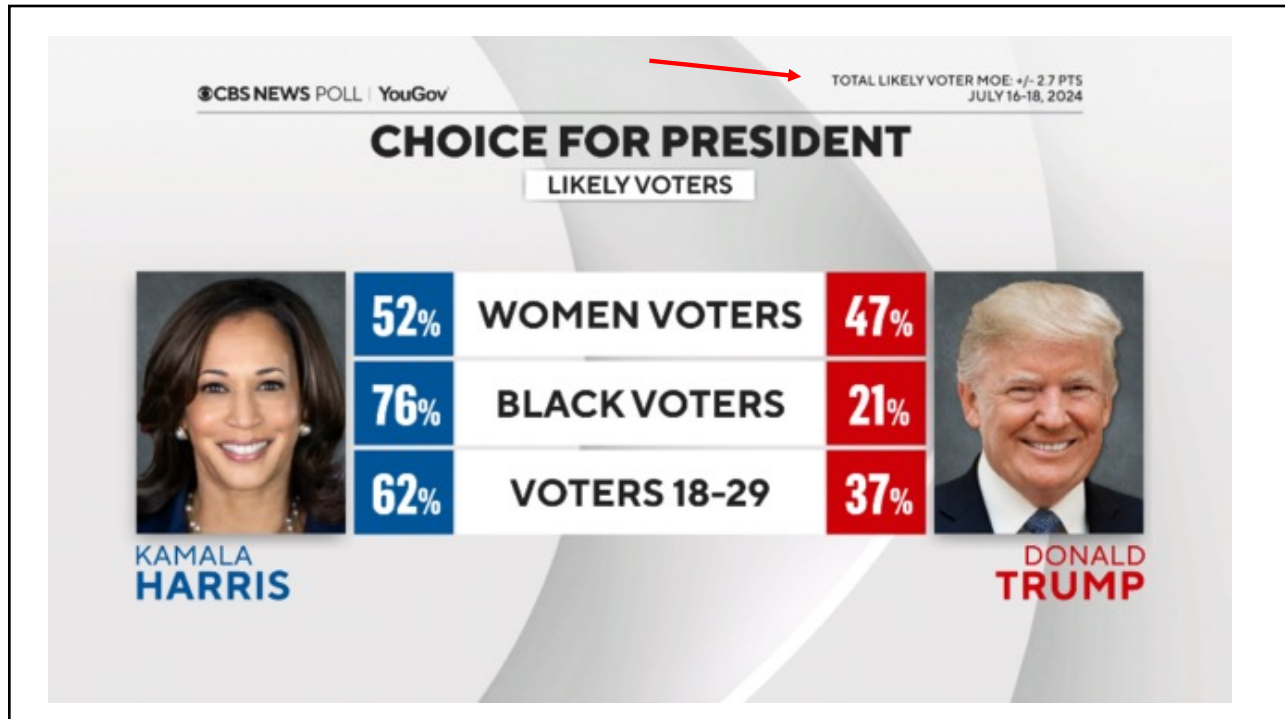
★ PRESIDENTIAL ELECTION ★

	49%	MICHIGAN	49%	
	52%	MINNESOTA	46%	
	49%	PENNSYLVANIA	49%	
	49%	WISCONSIN	50%	
HARRIS				TRUMP

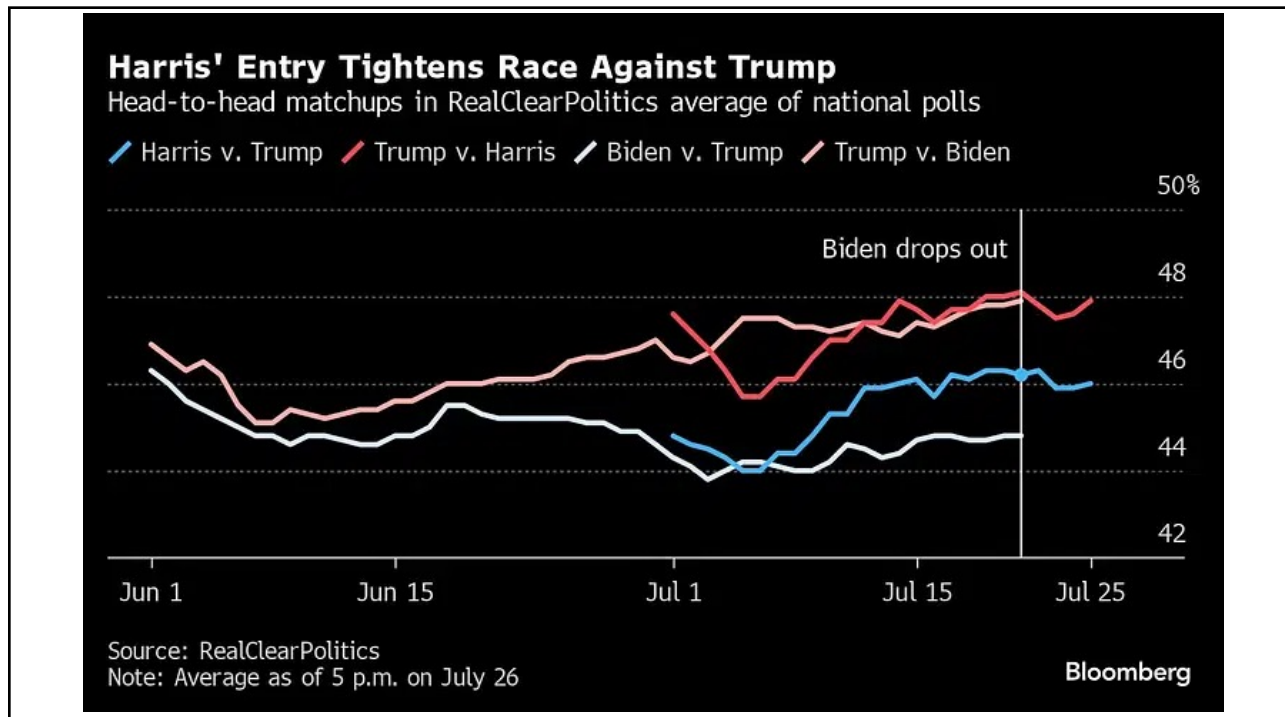
FOX NEWS JULY 22 - 24 REGISTERED VOTERS ± 3%

FOX NEWS channel | **ALL STAR PANEL** | **SPECIAL REPORT NETANYAHU VISIT PANEL ANALYSIS COMING UP**

68



69



70