



ROAD TO '24

Election 2024: Aftermath of *Stranger Things* in the Most Important Election Ever

OLLI Fall 2024

Wednesday, 13 November 2024



David McCuan, Professor & Graduate Coordinator
Sonoma State University
Department of Political Science
Email: david.mccuan@sonoma.edu



OSHER
LIFELONG
LEARNING
INSTITUTE

1

Slides for this session will be posted for You All

Additional questions, comments, & concerns to:

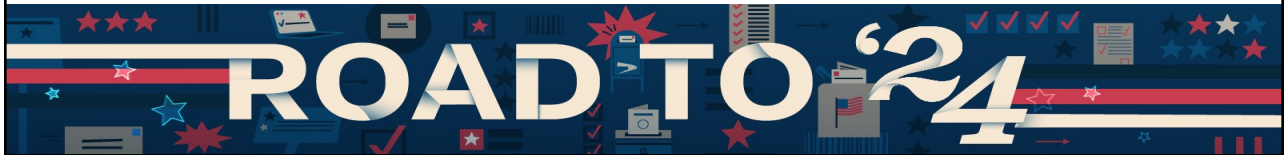
david.mccuan@sonoma.edu

2

2

The Plan This Day, The Week After, Mid-November 2024

- Part I: Examine our “2024 10 Commandments;” The BIG PICTURE; KEY Markers / Early Indicators?; then WHAT MATTERS that shaped the 2024 elections; and what to make of polling, the Debate, changing demographics, and broader changes that affect races up and down the ballot?;
- Part II: How Trump & the GOP Fashioned Such a BROAD Victory
- What are the conditions & expectations affecting the Politics of Transition into January 2025?



3

The 10 Commandments of 2024 – *How'd These Fare?*

1. Presidential Approval: +/- 41, 42%?? (as reported by [Gallup.com](https://www.gallup.com)) - **STILL GOOD**
2. The Electoral College (EC) Rule / Demo. Roll-off / ONLY 270 matters; **NO CHANGE**
3. We **LIKELY STILL** see a close race (NO Democratic Candidate has received more than 53% of the Popular Vote since 1964) - **STILL GOOD**
4. Economic “growth” and the pocketbook and consumer sentiment; - **STILL GOOD**
5. Social upheaval and protest politics vs. changes w/ pandemic politics? **UNCLEAR**
6. Abortion & aftermath of Dobbs?; **LIMITED EFFECT(S)**
7. Crime & the de-fund, fund the police movements, cannabis legalization; **BACKLASH AG. BLUE?**
8. Gender Identity controversies as a proxy for the “culture wars;” CRT (Critical Race Theory), think DeSantis in FL, Abbott in TX; **BACKLASH AG. BLUE?**
9. Who votes? When do they vote? How do they vote? **WAYYY OFF – TURNOUT ↓**
10. Some areas (Counties!) of the country matter more than others...**STILL GOOD**

4

The Big Picture: The Aftermath of a GOP Political Resurrection & a Monumental Democratic Loss

- “The BIG Picture:” 107 days & more than \$1 billion dollars (\$94.7 million / day!)

- TWO SIMPLE, KEY EARLY INDICATORS: “[The Right / Wrong Direction](#)” + [Presidential Approval Numbers](#) and [here](#); + add to this TURNOUT

2 + 1?

- **TOP LINE ANALYSIS:** *Trump won across-the-board and revived his political fortunes, crafting a new GOP / Trump majority; Harris closed gaps, yet wasn't a “change” candidate; Fundamentally was this a “historic realignment” of the vote? This is also far more than a structural EC advantage of Trump.*

- *Debate didn't matter; VP selection didn't matter; more money didn't matter; MESSAGE of “CHANGE” did.*

TURNOUT MATTERS; INFLATION MATTERS; R/W Direction



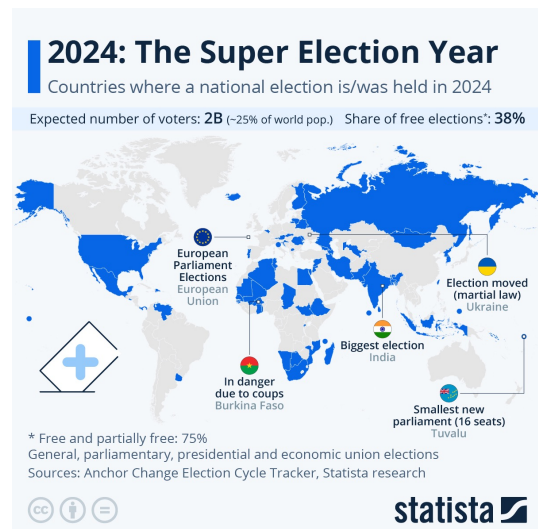
5

More on The Big Picture, cont'd 2 + 1?

- “Inflation is the human wrecking ball of democracies...when inflation is high, the part in power loses.”
- There were elections all over the world in 2024;
- **TOP LINE ANALYSIS:** *In every single democracy that held an election this year – if inflation had risen in the last 12 months?*

EVERY SINGLE RULING PARTY LOST.
EVERY SINGLE ONE.

- *Democrats have to speak better with those that shower after work, not prior to going to work.”*



6

How is 2024 a Continuation of Recent Trends?

- The 2024 elections represented more than Donald Trump's White House victory, Republicans' winning a majority in the Senate, and the GOP being in the driver's seat to keep the House (though control of that chamber is still up for grabs).
- 2024 culminated in the nation's sixth straight “change” election, in which *either* the White House or at least one chamber of Congress switched party control.

7

7

Continuation of Recent Trends?, cont'd

- Just look at this history of recent presidential and midterm election cycles:
 - 2014: Republicans win the Senate
 - 2016: Republicans win the White House
 - 2018: Democrats win the House
 - 2020: Democrats win the White House and the Senate
 - 2022: Republicans win the House
 - 2024: Republicans win the White House and the Senate
- In fact, you have to go back to the 2012 cycle for the last “status quo” election, where the White House and the two chambers of Congress didn’t change party hands.

8

8

Global to Local: The National & Global Outlooks

Impacts of the 'Change' election:

Impacts of Changing Demographics;

Impacts of Changes in Electioneering;

The Challenges of Governing in These Times

Think "Glocal:"

Global stakes and local impacts

Not All Sectors & Policy Areas are Alike...



9

How Sweeping Was Tuesday for Trump & the GOP?

A historic shift of a powerful return by Trump who will dominate our political landscape;

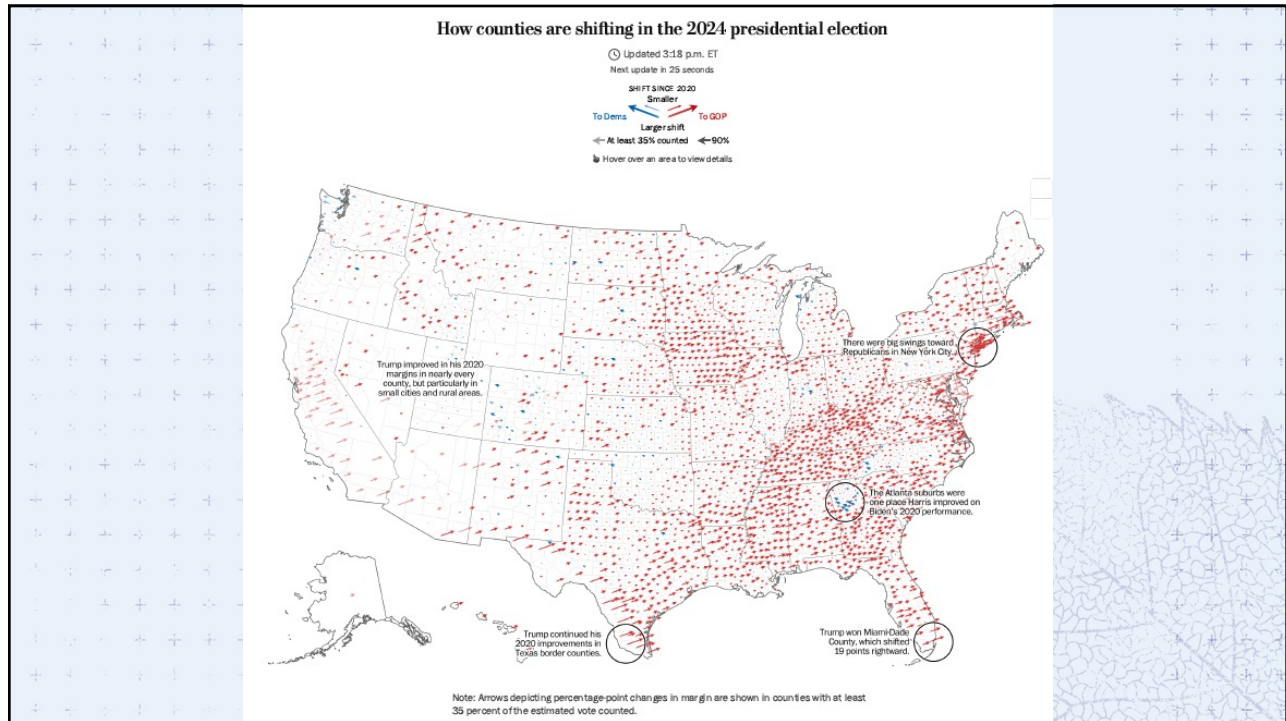
Political comeback of massive proportions;

Gains across, up, and down the ballot; Across all levels and was both wide and deeper than in 2020 and 2016;

A political resurrection reflecting a deep divide, yet also dramatic shifts;

Profound policy and political shifts as a result;

10



11

Changes, Shifts in 2024

Trump was backed by a remarkable 1 in 3 voters of color ([NBC News exit poll](#));

Trump [improved](#) over 2020 among voters younger than 30, Black voters, & Hispanic voters;

Biden won Latino men by 23 points (2020); Trump won them by 10 points in 2024 (see [CNN](#)).

12

The ‘-Lash’ of Trends

Shifts in Macro-Political and Macro-Economic Conditions

“Tech-lash”

“Woke-lash”

An “anti-politics” era: “D.C.-lash” (both against politics and against institutions)

The importance of understanding “broader” change(s)



13

There Were Four Possible Election Scenarios

The Four Possible Scenarios:

Republican sweep: Trump, with a Republican House and Senate, would institutionalize the MAGA movement, with massive consequences for governance, civil rights, and international relations;

Democratic sweep: Harris with a Democratic House and Senate (the least likely scenario, since the GOP looks likely to flip the Senate) would bring a progressive push across virtually every sector;

Trump with handcuffs: If a President Trump were constrained by Democratic control of at least one chamber of Congress, Washington would plunge into an epic power struggle and gridlock.

Harris with divided government: If President Harris faced a Republican Senate and/or House, she'd have to govern like a more moderate version of President Biden.

14

Potential 2024 Election Scenarios

President	House	Senate	Likelihood	Likelihood Analysis / Result
R	D	R	High ●●●●●	Presidential race is a toss up; Democrats have a chance to regain control of the House, but GOP will likely flip the Senate
D	D	R	High ●●●●●	Presidential race is a toss up; Democrats have a chance to regain control of the House, but GOP will likely flip the Senate
R	R	R	Medium ●●●●●	GOP has a chance to win control of Congress
D	R	R	Medium ●●●●●	GOP has a chance to win control of Congress, but it's less likely for Democrats to win the presidency and lose both chambers of Congress
R	R	D	Low ●●●●●	Democrats will struggle to retain Senate control; unlikely that GOP would win the presidency and House but fail to flip the Senate
D	R	D	Low ●●●●●	Democrats will struggle to retain Senate control; unlikely that GOP would win House control but fail to flip the Senate
R	D	D	Very Low ●●●●●	Highly unlikely for Democrats to lose the presidency but win both chambers of Congress
D	D	D	Very Low ●●●●●	Democrats are unlikely to win both chambers of Congress

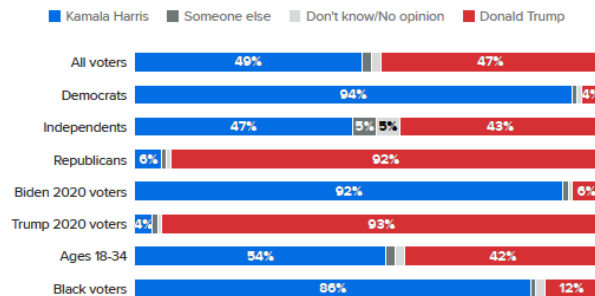
15

Last Poll by *Morning Consult* – 03 NOV 2024

🕒 Updated on Nov 3, 2024 🔄 Updates weekly

Tracking the 2024 U.S. Presidential Election

Harris leads Trump by 2 points in our final national poll



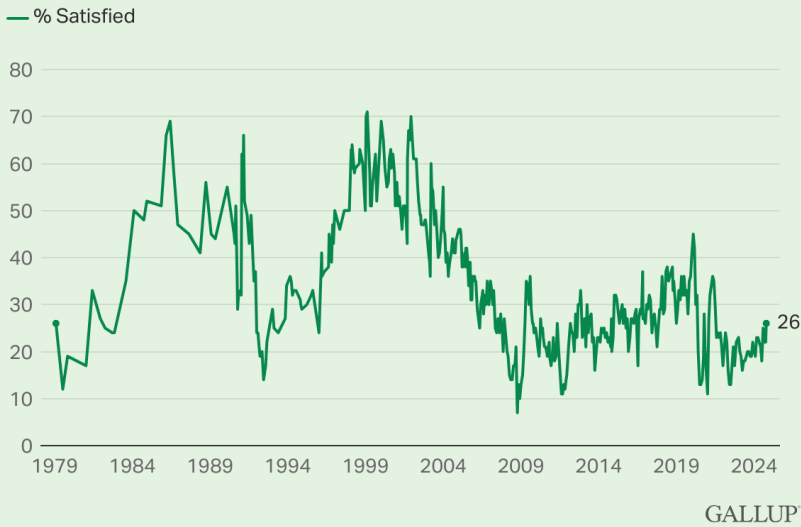
🗳️ MORNING CONSULT™

Whom likely U.S. voters said they would vote for if the 2024 U.S. presidential election were held today

Latest surveys conducted Oct 29-31, 2024, among 8,918 likely voters, with an unweighted margin of error of +/-1 percentage point. Figures may not add up to 100% due to rounding.

16

Americans' Satisfaction With the Way Things Are Going in the U.S.

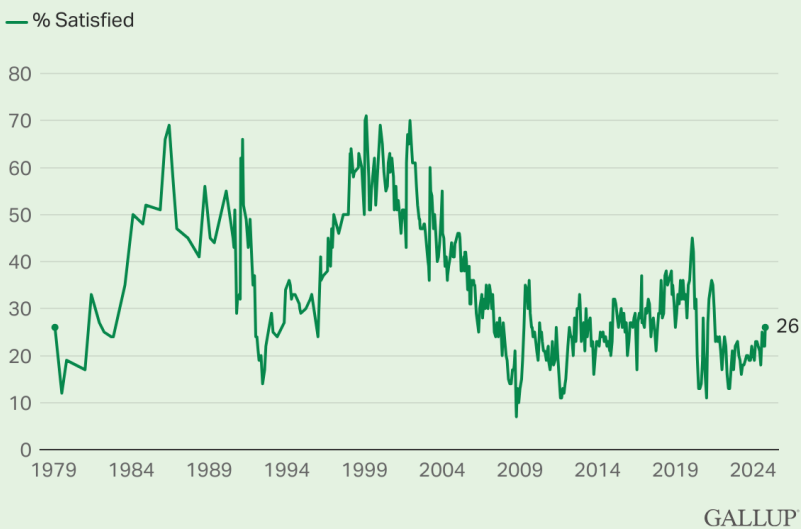


The Right / Wrong Track Question, The “Mood Ring” of the Nation - [Gallup](#)

17

17

Americans' Satisfaction With the Way Things Are Going in the U.S.



The Presidential Approval Question – [Gallup](#)

Biden AVG.: 41%

18

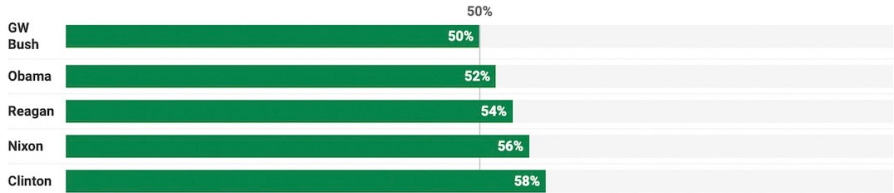
18

Biden's approval rating: 39%.

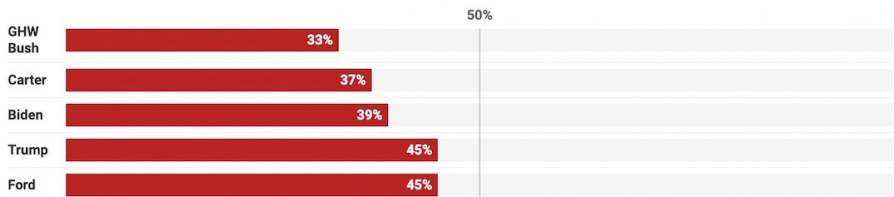
Higher Approval, Higher Chance Of Winning

Since Nixon, every president with an approval rating higher than 50% has won a second term. Biden's approval, meanwhile, was at 39%.

Re-elected



Voted out



Presidential approval measured by Gallup on the date closest to Oct. 1 of each candidate's election year.
Chart: Louis Jacobson, Jaclyn Jeffrey-Wilensky | U.S. News & World Report • Source: Gallup

19

The consumer sentiment rating under Biden: 70.1.

Happy Consumers Lead to Two-Term Presidents

Since Carter, every president with a University of Michigan Consumer Sentiment Index rating above 82 has won a second term. Biden was at 70.1.

Voted out



Re-elected

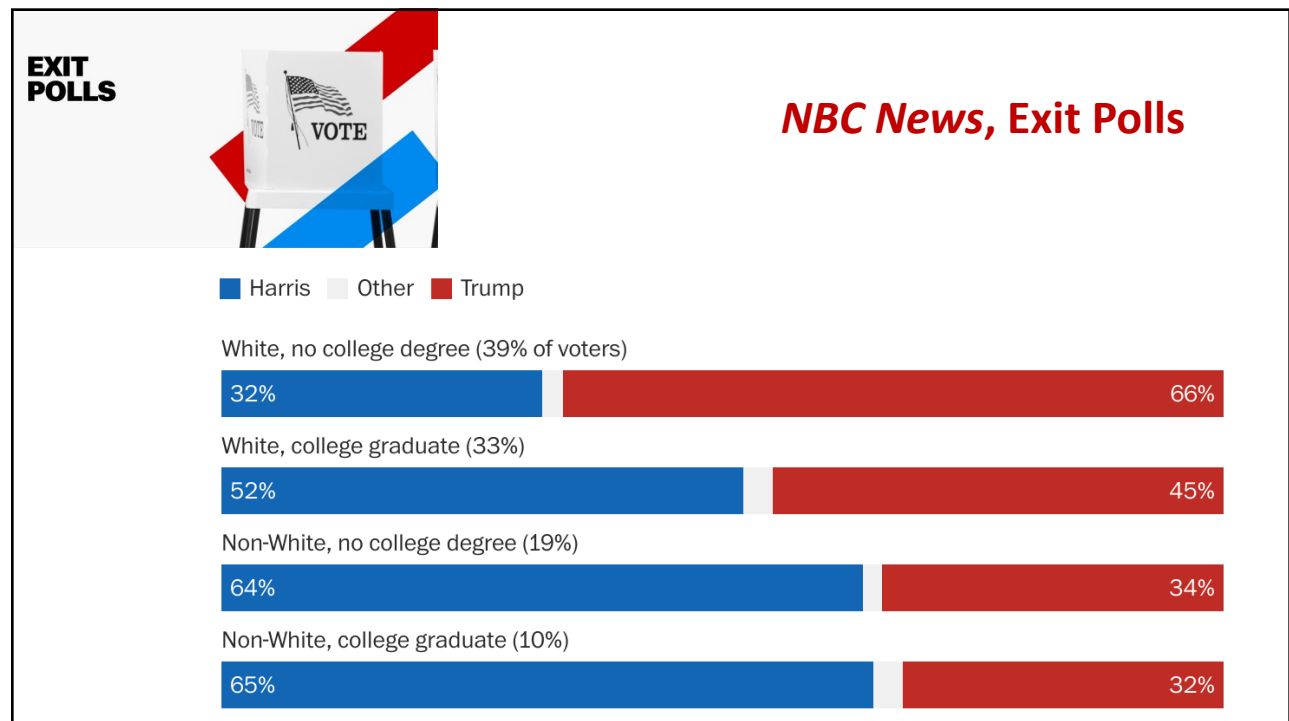


Chart: Louis Jacobson, Jaclyn Jeffrey-Wilensky | U.S. News & World Report • Source: Federal Reserve Bank of St. Louis

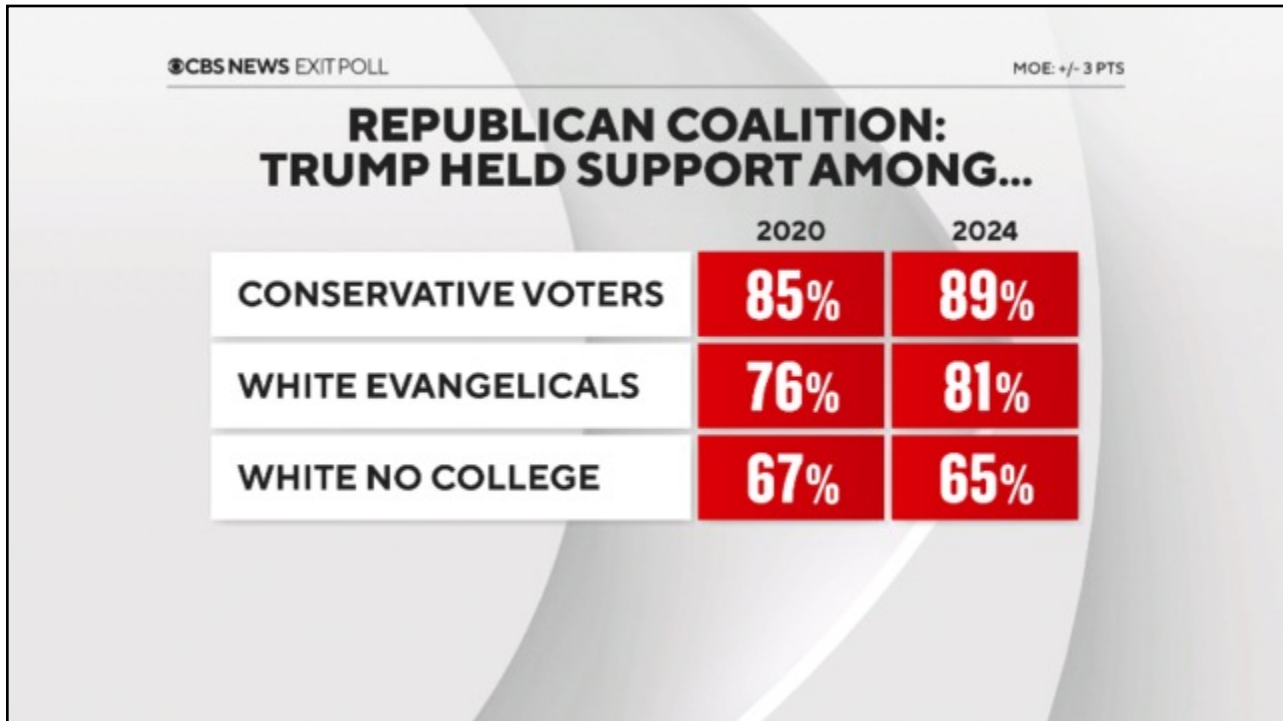
20

What to Make of All of This For The Vote on 05 NOVEMBER?

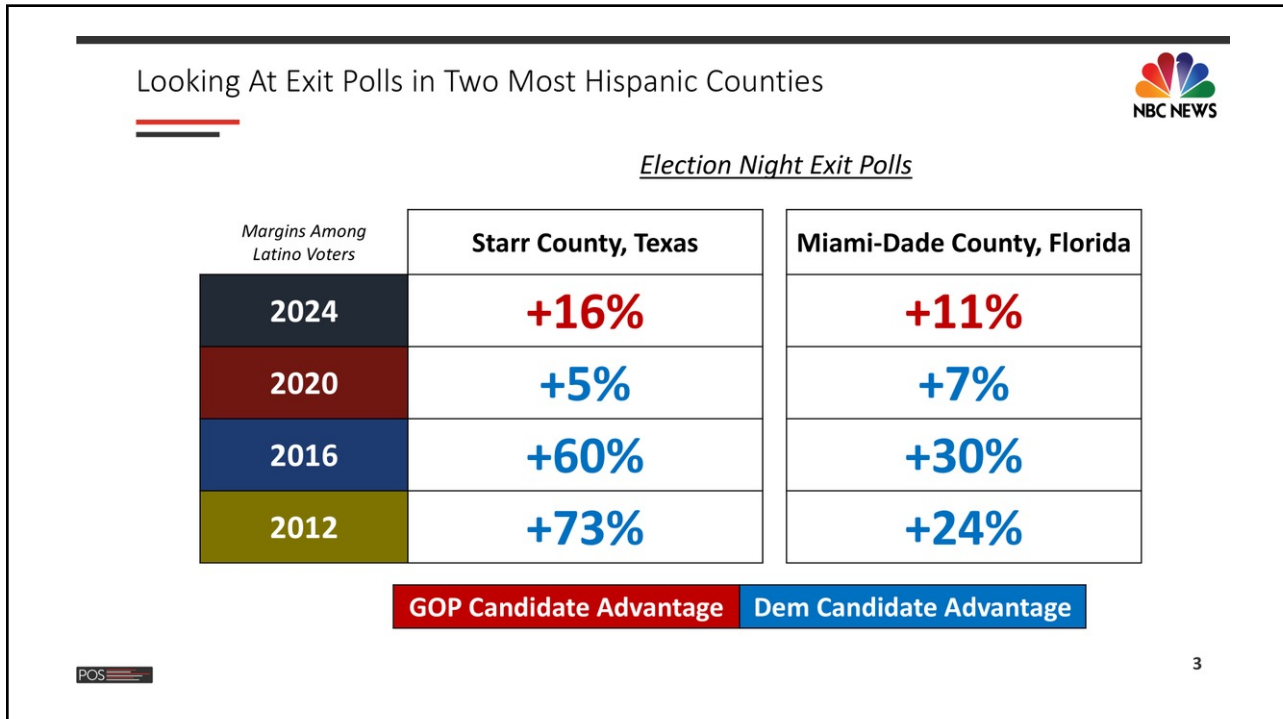
21



22



23

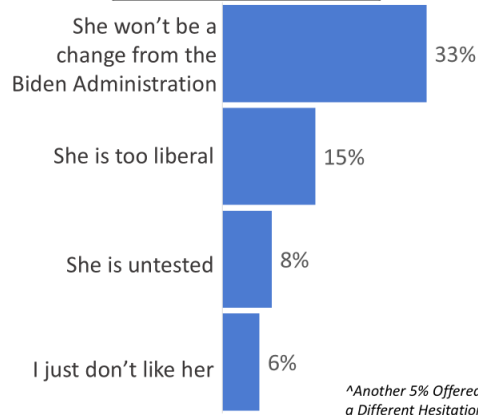


24

One-third of voters said their biggest hesitation was that Harris would not be a change from the Biden administration. Another 15% said she is too liberal.

Kamala Harris Hesitations

Total Hesitations 67%[^]
No Hesitations 31%



Hesitation	Trump Voters (48%)	Harris Voters (48%)
Won't be a change from Biden Admin	49%	16%
Too Liberal	26%	5%
Untested	6%	8%
Just Don't Like Her	10%	1%

POS

"Again, regardless of which candidate you supported for President, which one of the following best describes whatever hesitations you may have had about voting for them..."

1

25



Ritchie Torres
 @RitchieTorres

Follow

Donald Trump has no greater friend than the far left, which has managed to alienate historic numbers of Latinos, Blacks, Asians, and Jews from the Democratic Party with absurdities like "Defund the Police" or "From the River to the Sea" or "Latinx."

There is more to lose than there is to gain politically from pandering to a far left that is more representative of Twitter, Twitch, and TikTok than it is of the real world. The working class is not buying the ivory-towered nonsense that the far left is selling.

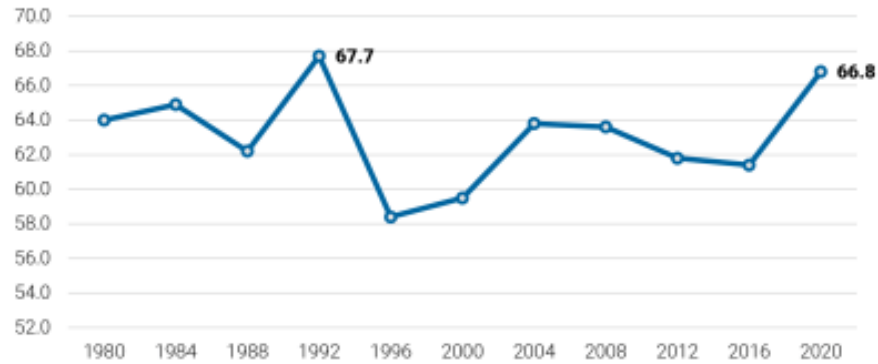
26

26

Turnout Spiked in 2020

Figure 1. US turnout rates: Presidential elections 1980-2020

Turnout rates are defined as percent of voting age citizens who reported voting



Source: US Census Bureau Current Population Survey Voting and Registration Supplement (released April 29, 2021).

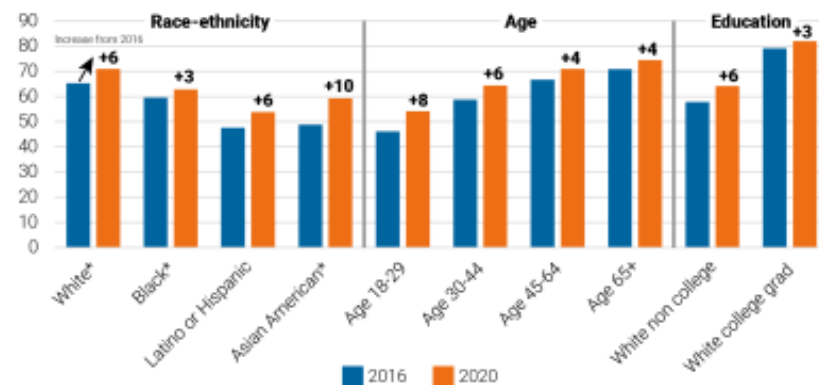
B Metropolitan Policy Program
at BROOKINGS

27

27

Turnout Spiked in 2020, cont'd

Figure 2. US turnout rates for attributes, 2016 and 2020



* Non-Latino or Hispanic members of racial group

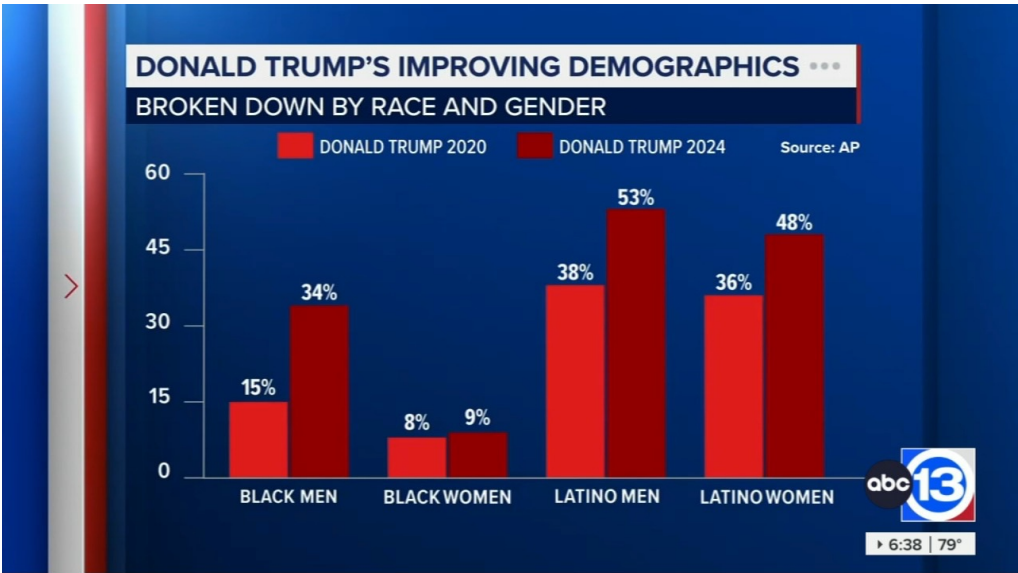
Source: William H. Frey analysis of Current Population Survey Voting and Registration Supplement, 2016 and 2020 (released April 29, 2021).

B Metropolitan Policy Program
at BROOKINGS

28

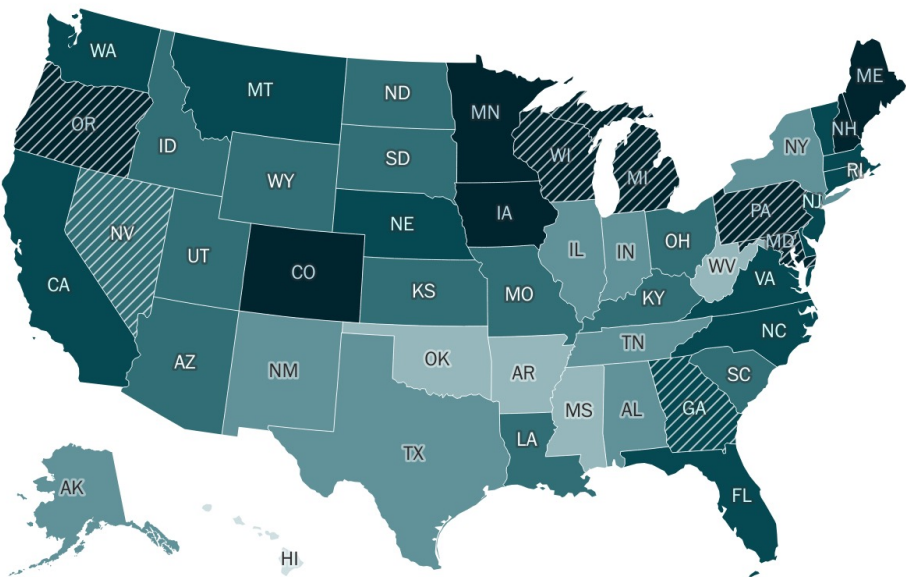
28

Turnout in 2020 vs. 2024: MUCH MORE VARIED in 2024



29

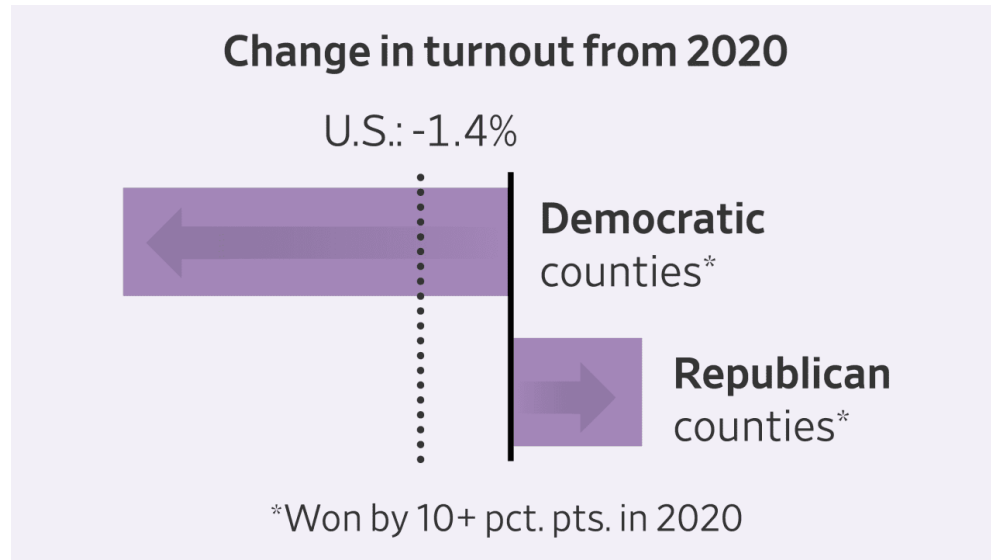
2024 votes cast as a share of the voting-eligible population



30

30

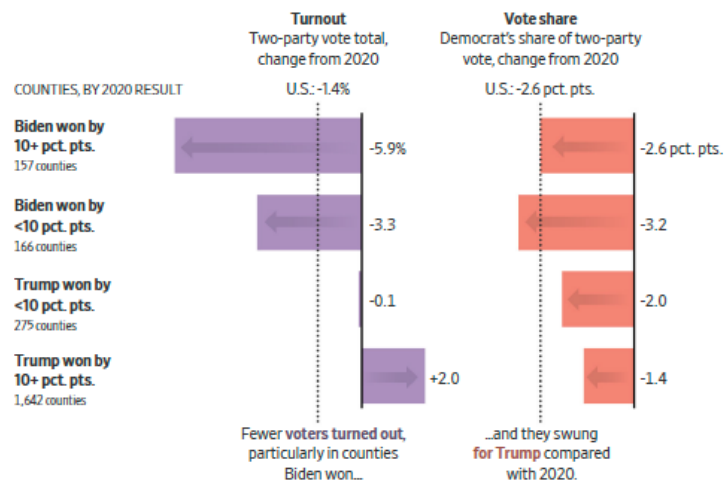
Turnout in 2024: GOP ↑ over Democratic ↓



31

Collapse in Democratic Turnout Fueled Trump's Victory

Party turnout dropped across the board, especially in non-battleground states, paving the way for Trump's resurgence



32

32

THE YOUTH VOTE IN THE 2024 ELECTION

ELECTION WEEK
DATA + ANALYSIS

CIRCLE
TISCH COLLEGE OF CIVIC LIFE

**BIG Changes in Voter T.O.
& Support, 2020-2024**

CIRCLE
TISCH COLLEGE OF CIVIC LIFE

2024 ELECTION DATA

YOUTH TURNOUT: Early estimates of the percentage of youth (ages 18-29) who voted in 2024

42%

+/-1% Margin of Error

52-55% Youth turnout in 2020

42-44% Youth turnout in 2016

50%

On Aggregate In **Battlegrounds**:
GA, MI, NV, NC, PA, WI

51-53% Battleground Turnout in 2020

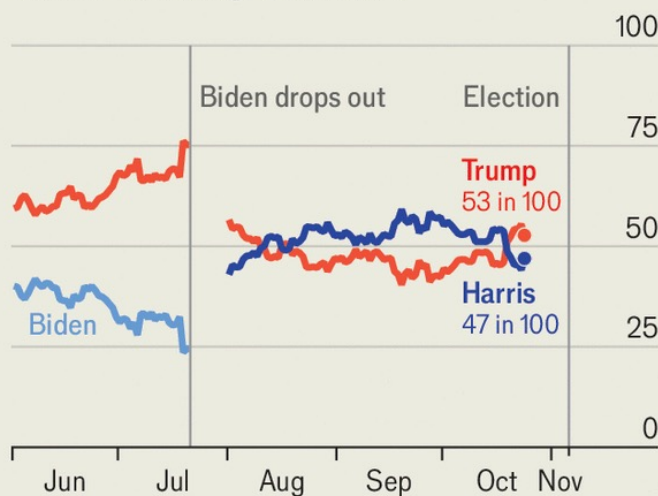
MORE DATA: [CIRCLE.TUFTS.EDU](https://circle.tufts.edu)

SOURCE: CIRCLE analysis of National Election Pool exit poll and Census population data

33

He's ahead

US presidential election 2024,
chance of winning, Oct 24th, %



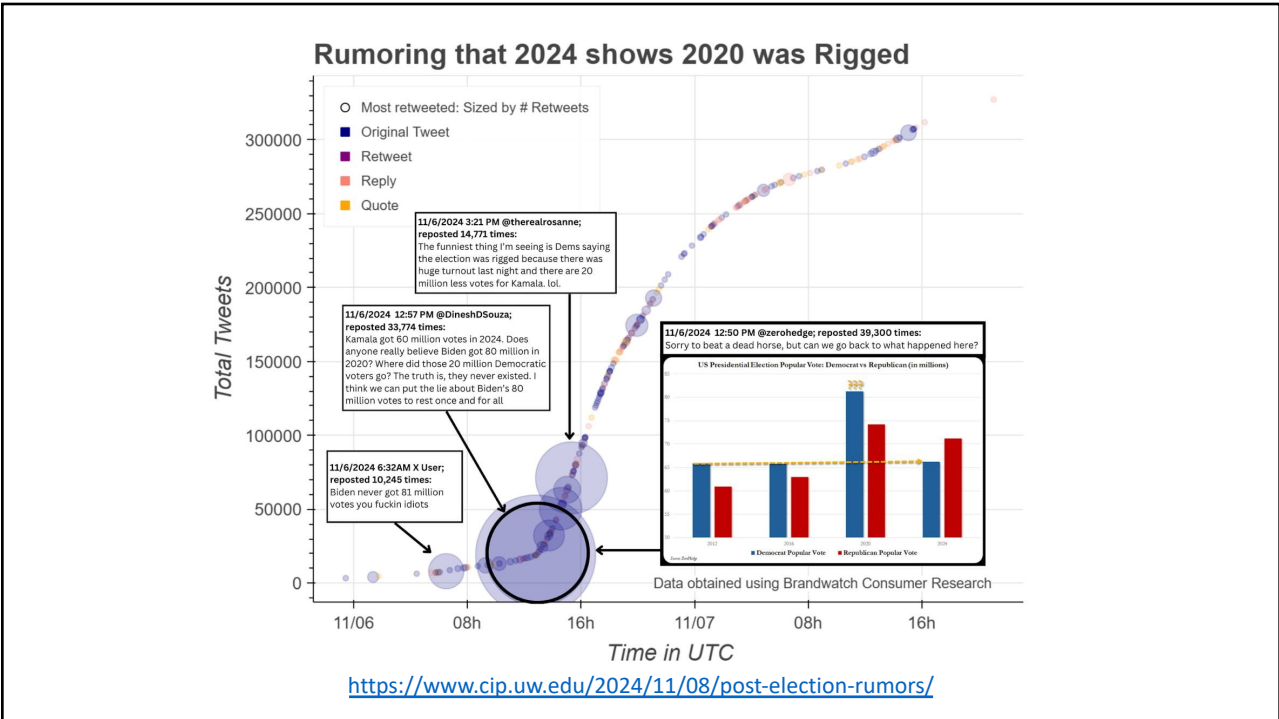
Source: *The Economist's* presidential forecast

**When Did Harris Voters Cast a
Ballot?**

**Well the Writing Was on the
Wall!**

34

34



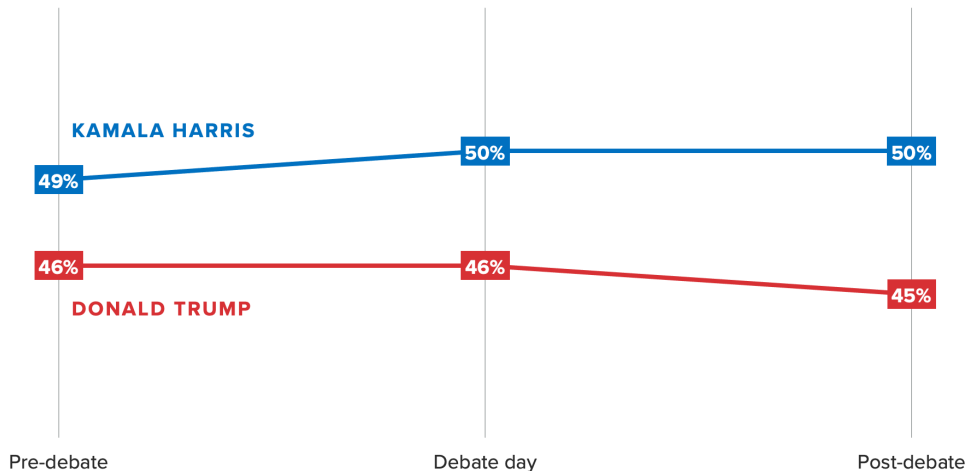
35

What to Make of Key Events Occurring During the Campaign?

36

36

The Debate "Effect:" Sustained or Whithers Away?



Source: <https://pro.morningconsult.com/instant-intel/harris-trump-first-debate-poll>

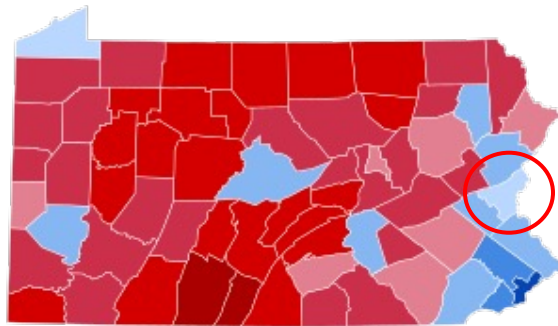
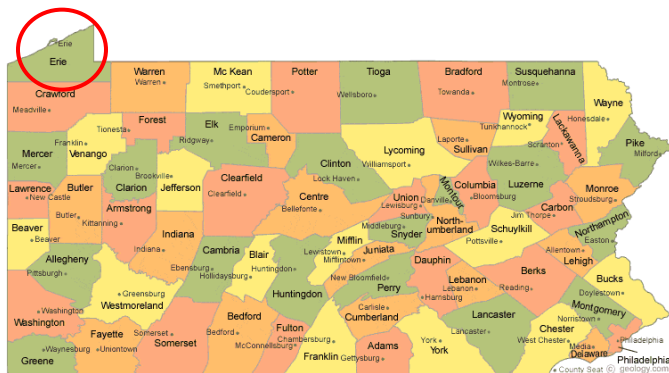
37

37

Post-Debate Poll #2, PA-Focus Only, The TWO BELLWETHERS

PA Results in 2020, Biden v. Trump

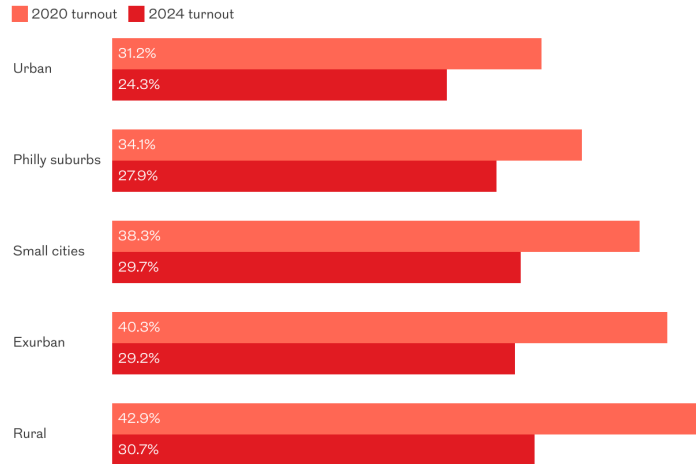
+80,555 Vote Diff (0.012%)



38

Rural Republicans' Turnout Edge Faded Between 2020 and 2024

In 2020, the least densely populated counties had the greatest degree of primary participation, but those differences were nearly leveled this year. Only Republicans in the urban counties of Philadelphia and Allegheny were relatively less motivated.



Neither 2020 nor 2024 data include write-ins, which have generally been negligible.

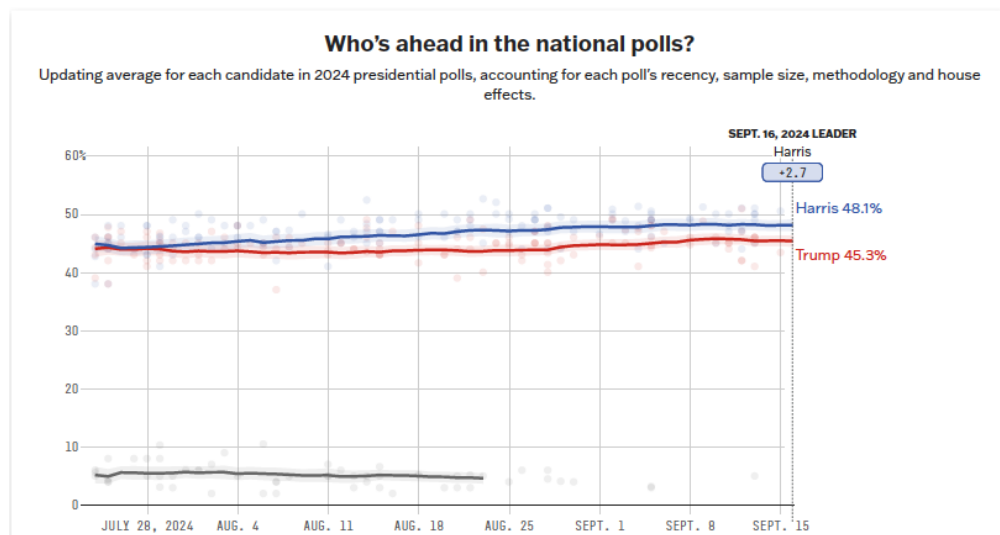
Source: Inquirer analysis by Aseem Shukla of Pennsylvania Dept. of State and Associated Press data

39

39

PA Turnout Fades

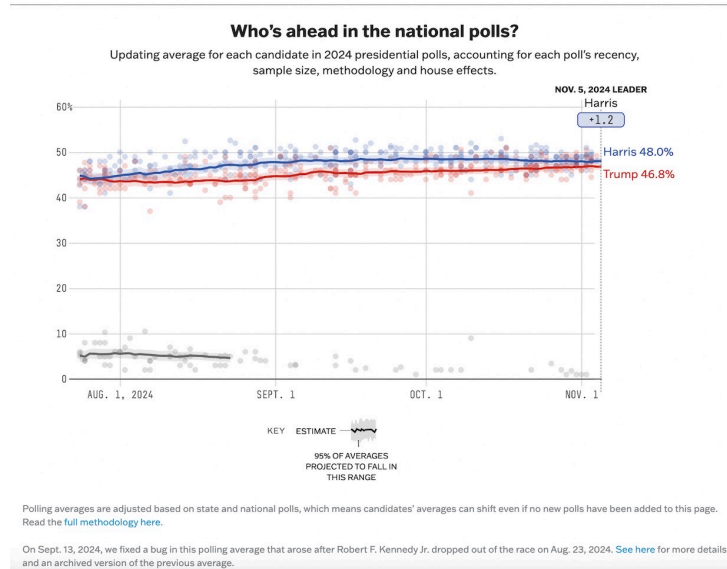
National Polling "Averages:" 16 SEPT 2024



40

40

National Polling "Averages:" LAST PRE-ELECTION #'s



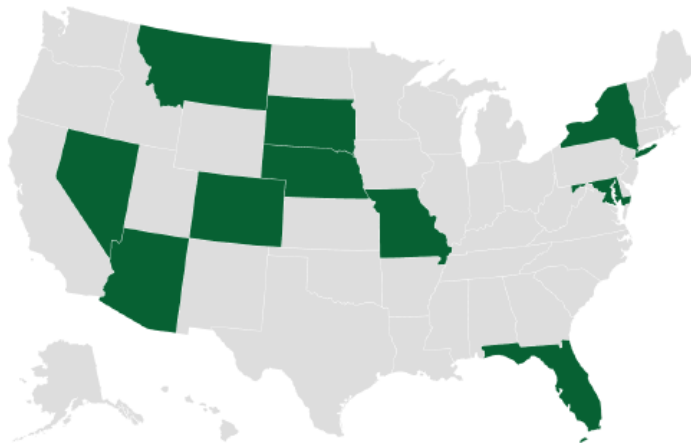
41

41

The Politics of Abortion in November 2024

Where abortion rights will be on the ballot this fall

Ten states have certified November ballot measures that would protect or expand abortion rights.

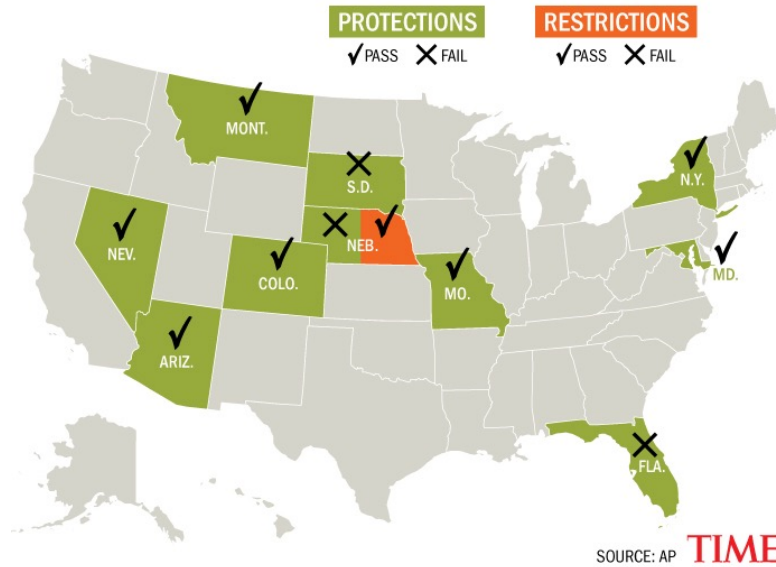


Notes: Data current as of Aug. 30, 2024
Source: NBC News analysis

42

Abortion rights on the ballot

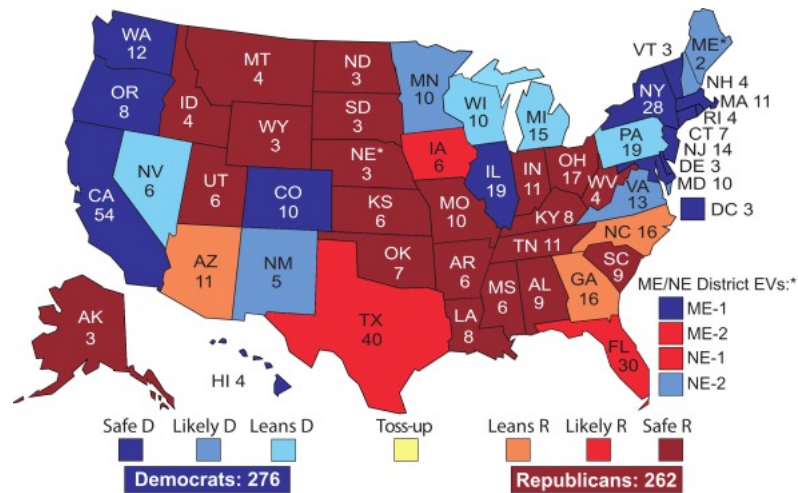
Ten states voted on whether to protect abortion rights in their state constitutions. One of them, Nebraska, also had a competing measure to restrict abortion access



43

43

Last Crystal Ball Prediction, 04 NOV 2024

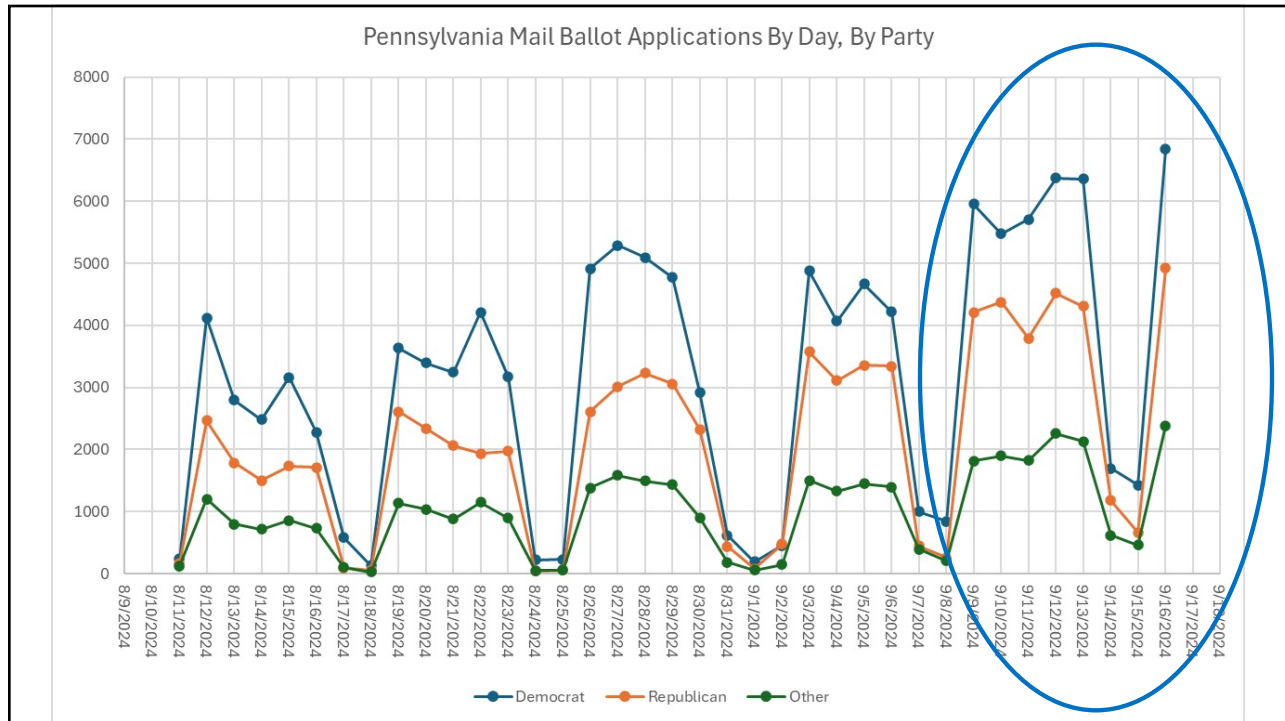


*Three electoral votes in Nebraska are rated Safe Republican. Ratings for the state's other two districts are listed separately, as well as ratings for the two congressional districts in Maine.

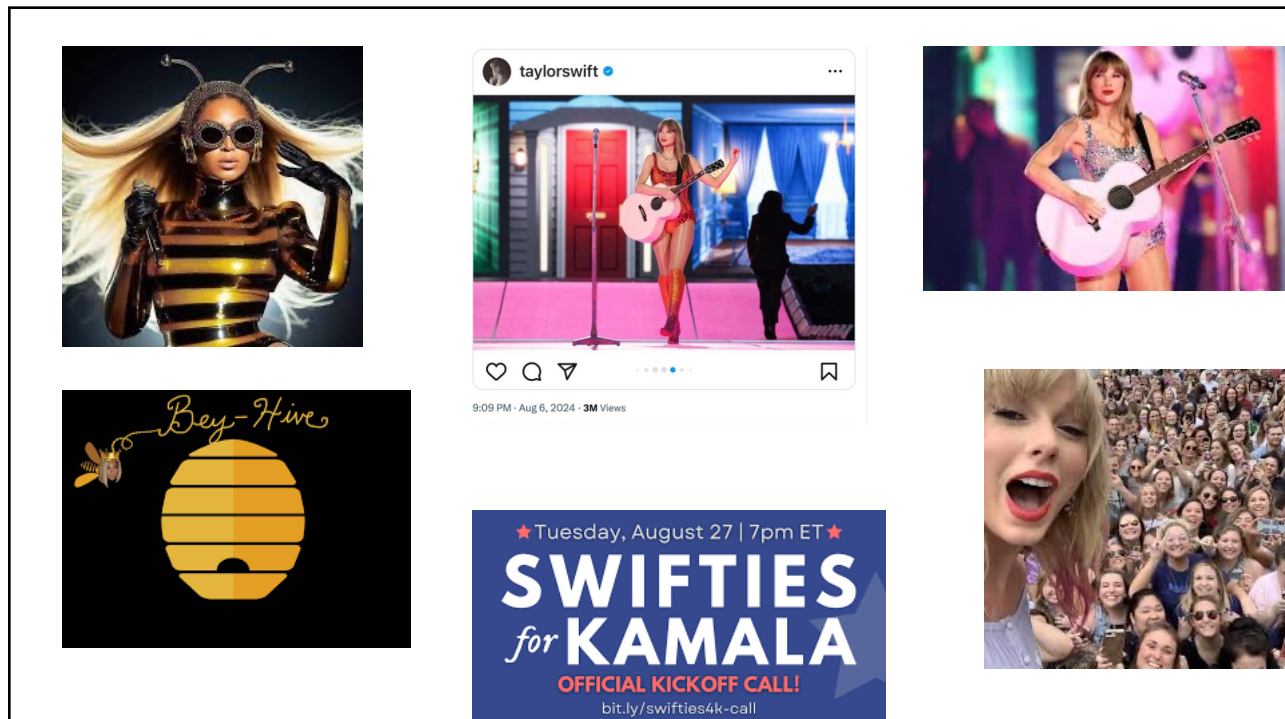
© 2024 Center for Politics at UVA

44

44



45

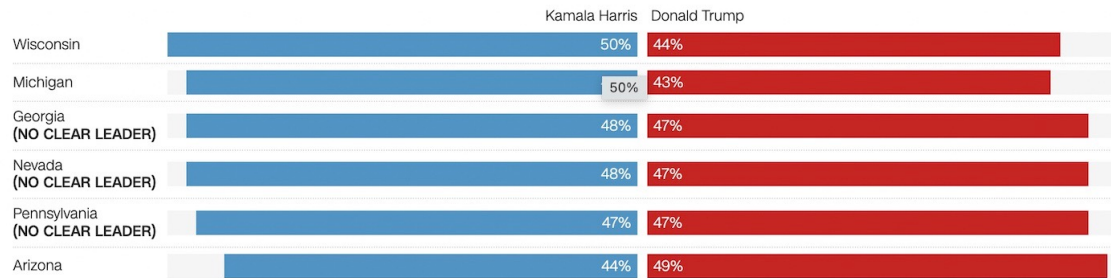


46

Pre-Debate, Swing State Polling

New polling shows a close race in several key swing states

In a set of CNN polls conducted by SSRS, likely voters say they're currently supporting:



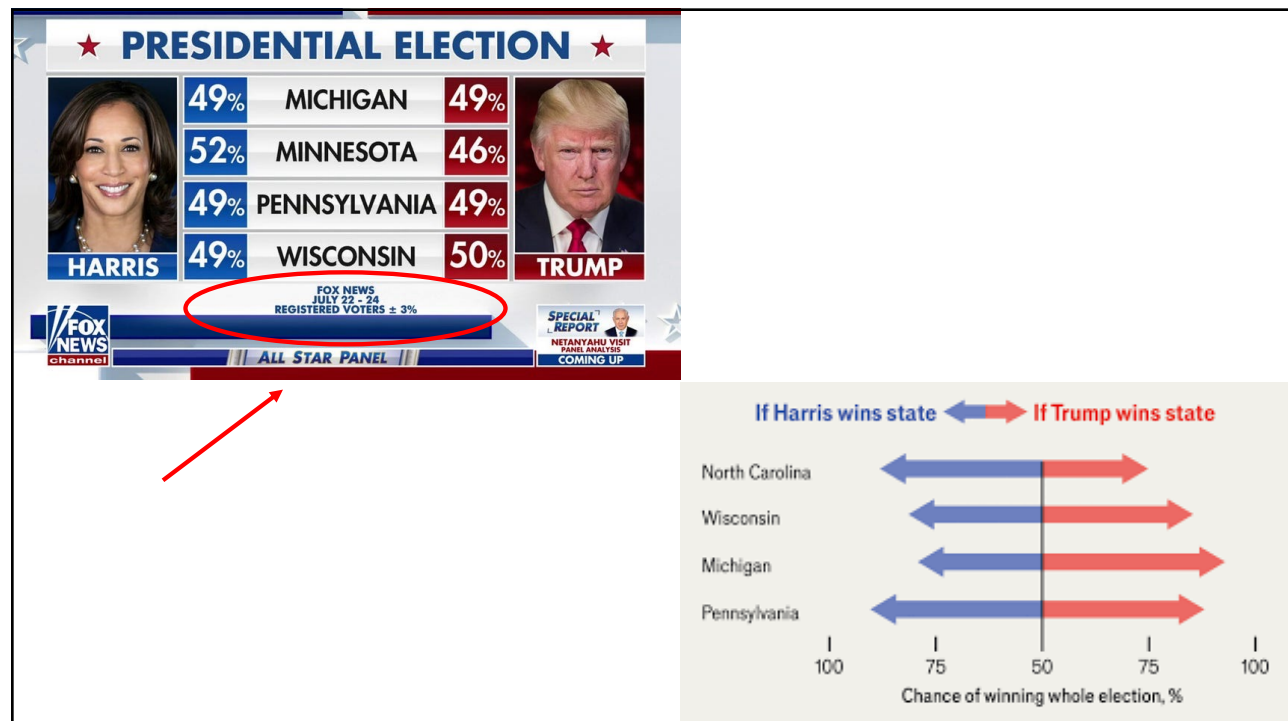
Methodology: The CNN polls were conducted by SSRS from August 23-29 using representative samples of registered voters in Arizona (n=682), Georgia (n=617), Michigan (n=708), Nevada (n=626), Pennsylvania (n=789) and Wisconsin (n=976). Results for likely voters include all registered voters interviewed for the poll weighted by their predicted probability of voting in the 2024 general election.

Results among the full sample in each state have a margin of sampling error of up to ± 4.9 percentage points.

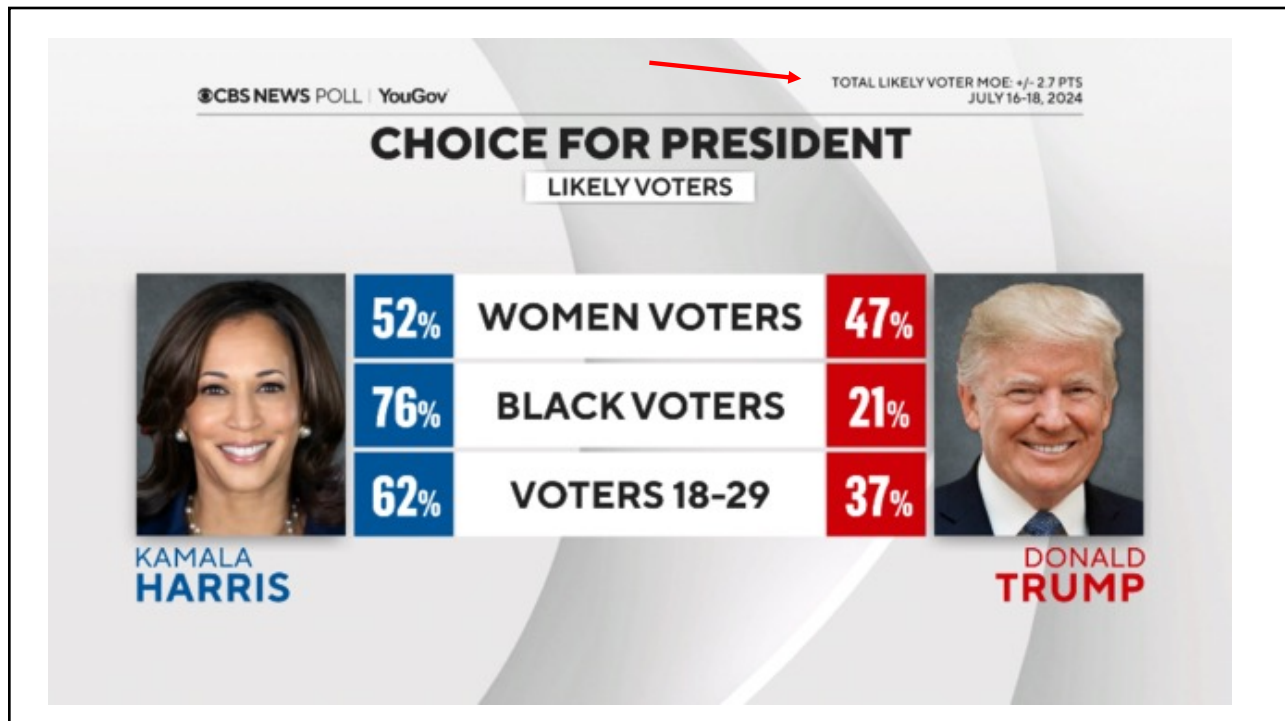
Source: CNN/SSRS polling

Graphic: Ariel Edwards-Levy, CNN

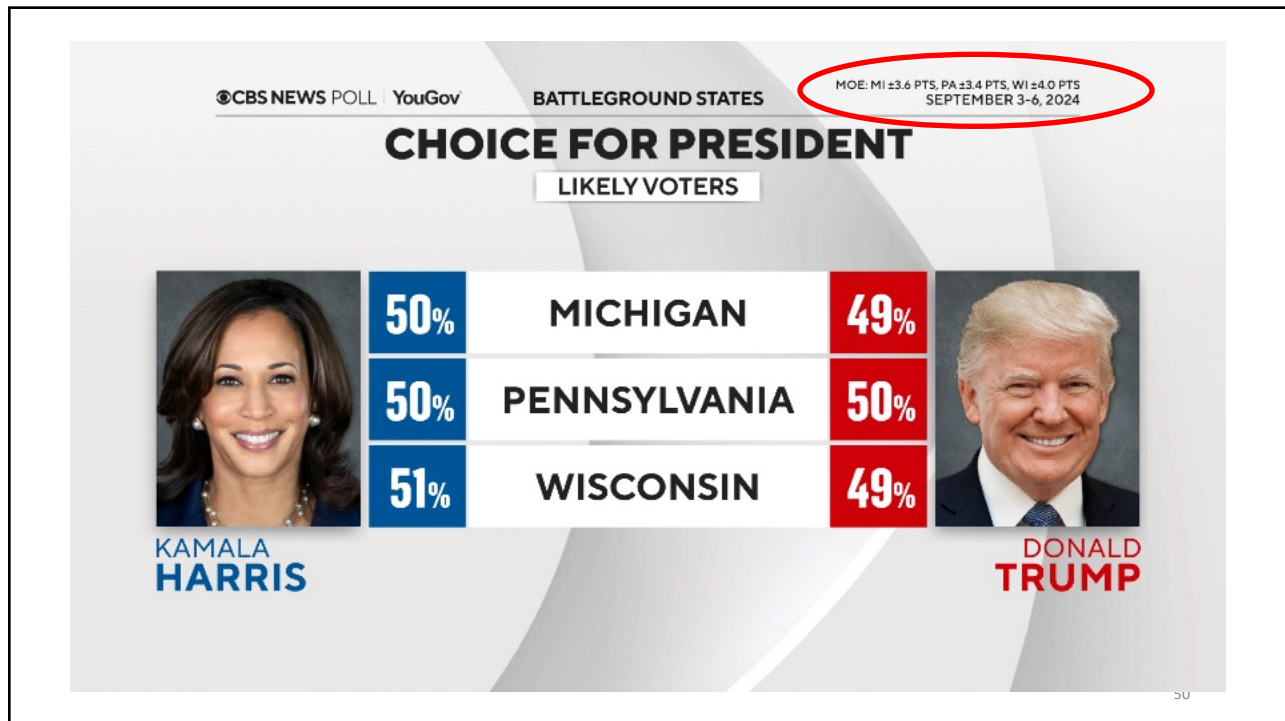
47



48



49



50



**The Transition
Road &
Challenges
Ahead**

The E-S-P Factors Affecting...

sonoma.edu

1. US Politics;
2. Our Society &
Economics;
3. Economic Policies;

51

**What to Know – The Calendar: NOV - DEC; Jan. 20th;
Day & Week One, Jan. 2025**

- When is the “lame duck” session scheduled?
- What of timing per federal gov’t funding bill?
- Other dates of note + what’s ahead early?

52

US Regional Outlook

Remember –

- Impacts of the 'Change' election
- There are “down-ballot, non-national impacts” and directions of policy changes will differ - in dramatic ways



53

What is Happening Below the National Level?

Changes in the media-scape and the “shards of glass” of non-MSM;

State legislative seat changes;

Since 2010, recovery by Dems?;

Since 2004 onto 2008?



54

Below the National Level, Cont'd

Shifting state level control & emphases;

Into Election Day, the GOP controlled 56 leg. Chambers; Dems controlled 41;

After Tuesday? GOP flipped MI House & PA House. GOP also moved into a tie in MN House (pending recounts here).

55

The U.S. Presidency Transition Process

68 Days to Go – Until Inauguration Day

- Donald Trump won a clear victory in the 2024 presidential election; the Trump transition team now has ten weeks to put together his Administration.
- The presidential transition process in the United States stands almost alone among democracies. Most democratic governments move quickly to install new leaders once they are elected. In the United Kingdom, for example, the new Prime Minister takes office the morning after the election.
- The United States waits two-and-a-half months.

56

56

The U.S. Presidency Transition Process, cont'd

- Yet, the U.S. presidential transition differs from other democracies in a second important way:
- In most democracies, only the most senior officials leave alongside the departing leader. Most of the government remains behind;
- When U.S. Presidents depart, however, not only does the White House staff depart with them, but so do Cabinet Secretaries, Deputy Secretaries, Under Secretaries, and Assistant Secretaries as well—along with a host of political appointees.
- Why does this matter?

57

57

The U.S. Presidency Transition Process - CHALLENGES

- Previous Transition in 2017 was *very different*:
 - Recall Trump fired the head of the transition effort, Chris Christie, immediately after the 2016 election; throwing out the work that was done; had done;
- Yet this could still be bumpy – how so? Two Reasons
- One challenge is that the world situation is more dangerous than it has been in decades. Events could push the Biden administration to make decisions that the Trump team will see as tying their hands. Iran and Israel is one but one example;
- This leads to a bevy of news stories that the Biden administration is seeking to “Trump-proof” its policy initiatives, leading to further distrust between the two camps, complicating a coordinated transition.

58

58

The U.S. Presidency Transition Process – CHALLENGES 2

- A challenge is the fact that presidential transitions are a delicate dance;
- The outgoing President is the only person charged with the powers of the office;
- Yet, Presidents-elect and members of their team can be tempted to get a head start on their agenda;
- Trump experienced this problem eight years ago when his pick for national security advisor, Michael Flynn, sought to meddle in U.S. policy toward Russia in the waning days of the Obama administration;
- Moreover, Trump said repeatedly on the campaign trail this time around that he will settle the war in Ukraine before he takes office.
- Yet, any pronouncement Trump makes, whether public or private, could be read as signaling that he is speaking on behalf of the United States.

59

59

What Comes Next? Staffing Up; the “Lame Duck,” & Setting Markers for the Run in January



60

60

Where to Get Latest, Greatest Appointment Updates?

<https://www.politico.com/live-updates/2024/11/11/congress>

<https://www.cfr.org/blog/transition-2025-donald-trump-won-presidency-now-he-needs-staff-his-administration>



61

61

More on the Latest, Greatest Appointment Updates?

<https://www.politico.com/interactives/2024/potential-cabinets/trump-second-term-cabinet/>

https://www.washingtonpost.com/politics/2024/trump-administration-appointees/?utm_campaign=wp_news_alert_revere_trending_now&utm_medium=email&utm_source=alert&location=alert

Look Beyond, Past Project 2025 to HERE:

<https://americafirstpolicy.com/>

<https://americafirstpolicy.com/team>



62

Questions, Comments, Concerns?

Critics of Bernie and Carville? See Mary Trump – [Here](#).



The Circular Firing Squad

The old-guard needs to go



MARY L. TRUMP
NOV 12, 2024



3,269



818



327

Share



63

Where to get Information on politics...

Resources for 2024: All Politics is *GLOCAL*

Your Questions, Comments, & Concerns?

Anything further, please Contact me at:

david.mccuan@sonoma.edu

64

64

Where to Find Info.: The Politics of the New Roaring '20s

- www.thegreenpapers.com
- https://ballotpedia.org/Ballotpedia%27s_Voter_Toolkit
- <https://libguides.princeton.edu/elections> (historical election results, links, statistics)
- <https://split-ticket.org/> (Map states and counties for possible results!)
- <https://www.electproject.org/>
- www.votesmart.org
- <http://election.princeton.edu>
- www.opensecrets.org (The Ctr for Responsive Politics, \$\$)
- <http://funderscommittee.org/> (Dem. \$\$)
- www.politico.com
- www.centerforpolitics.org (UVA)
- www.electoralmaps.org
- www.uselectionatlas.org

How to Fact Check the 2024 Election, consider Election Integrity, Vote Counting & Processing, etc., go to:

- <https://www.brennancenter.org/election-2024>

How to Read Polls, in general, some guidelines:

- <https://www.nbcnews.com/politics/2020-election/here-are-five-questions-ask-when-analyzing-political-polls-n1053401>

65

Places for Still More Political Info.:

On the Gender Gap, [Center for American Women in Politics](https://www.centerforamericanwomeninpolitics.org/), Rutgers U. (see, for example, the "Gender Gap in Presidential elections," [here](https://www.centerforamericanwomeninpolitics.org/gender-gap-in-presidential-elections/)).

www.smartvoter.org

www.factcheck.org

www.vote.caltech.edu

Websites for Polling...Data...and Direct Democracy (DD):

<http://gallup.com>

<http://www.ppic.org/survey/>

<https://igs.berkeley.edu/research/berkeley-igs-poll>

<http://www.iandrinstitute.org/>

<http://www.iandrinstitute.org/data.cfm>

Overview of the Effects of Negative Political Advertising:

<https://journalistsresource.org/politics-and-government/negative-political-ads-effects-voters-research-roundup/>

66

More Websites for Politics & Elections Info.

- elections.gmu.edu
- <https://mediaproject.wesleyan.edu/>
- www.pollster.com
- www.gallup.com
- www.pollsandvotes.com
- www.cqpolitics.com
- www.rollcall.com ; www.thehill.com
- www.fivethirtyeight.com
- www.pewresearch.org
- <http://blog.lib.umn.edu/cspg/smartpolitics/>

[Where to find old, classic “political speeches?:](#)

<http://users.wfu.edu/louden/Political%20Communication/Class%20Information/SPEECHES.html>

[MIT Election Science + Data Lab:](#)

<https://electionlab.mit.edu/data>

Just on money / \$\$\$ below:

- www.opensecrets.org
- www.maplight.org
- www.followthemoney.org
- www.campaignfinance.org

- EasyVoterGuide.Org
- Vote411.org
- sos.ca.gov/elections
- VoteSmart.org
- SoCoVotes.com
- LWVSonoma.org

67

Top CA Elections Resources: [NOV 2024 CA Resources](#)

- CVF Online Guide:
www.calvoter.org
<https://calvoter.org/covg>
- **Voter's Edge**: KEY, HELPFUL RESOURCE FOR ALL OF US!
<http://votersedge.org/>
<https://votersedge.org/ca/>
- Official CA Voter's Guide:
<http://www.voterguide.sos.ca.gov/>
- California Choices Guide:
<http://www.californiachoices.org>
- CA Dept. of Finance, Demographic Research Unit:
<http://www.dof.ca.gov/Forecasting/Demographics/>

68

Where to do YOUR OWN Research on This Election?

So after “hanging chads” in 2000, heavy research conducted on laws and regulations around the transparency and credibility of the electoral process here:

- See also: <https://items.ssrc.org/from-our-archives/ssrc-national-research-commission-on-elections-and-voting/>
- Work that came out of this Commission, included subsequent studies on issues like the [State of Georgia’s “Exact Match” policy](#).

69

69

70

70